



## ANNUAL FINANCIAL REPORT

# Lawrence County, Tennessee

*For the Year Ended June 30, 2025*

**Jason E. Mumpower**  
*Comptroller of the Treasury*



**DIVISION OF  
LOCAL GOVERNMENT AUDIT**

**ANNUAL FINANCIAL REPORT**  
**LAWRENCE COUNTY, TENNESSEE**  
**FOR THE YEAR ENDED JUNE 30, 2025**

**COMPTROLLER OF THE TREASURY**  
*JASON E. MUMPOWER*

**DIVISION OF LOCAL GOVERNMENT AUDIT**  
*JAMES R. ARNETTE*  
*Director*

*JEFF BAILEY, CPA, CGFM, CFE*  
*Audit Manager*

This financial report is available at [www.comptroller.tn.gov](http://www.comptroller.tn.gov).

---

## LAWRENCE COUNTY, TENNESSEE

### TABLE OF CONTENTS

---

	Exhibit	Page(s)
Summary of Audit Findings		6
<b>INTRODUCTORY SECTION</b>		7
Lawrence County Officials		8
<b>FINANCIAL SECTION</b>		9
Independent Auditor's Report		10-13
<b>BASIC FINANCIAL STATEMENTS:</b>		14
Government-wide Financial Statements:		
Statement of Net Position	A	15-16
Statement of Activities	B	17-18
Fund Financial Statements:		
Governmental Funds:		
Balance Sheet	C-1	19-24
Reconciliation of the Balance Sheet of Governmental Funds to the Statement of Net Position	C-2	25
Statement of Revenues, Expenditures, and Changes in Fund Balances	C-3	26-29
Reconciliation of the Statement of Revenues, Expenditures, and Changes in Fund Balances of Governmental Funds to the Statement of Activities	C-4	30
Statements of Revenues, Expenditures, and Changes in Fund Balances – Actual and Budget:		
General Fund	C-5	31-33
Solid Waste/Sanitation Fund	C-6	34
Highway/Public Works Fund	C-7	35
Fiduciary Funds:		
Statement of Net Position	D-1	36
Statement of Changes in Net Position	D-2	37
Index and Notes to the Financial Statements		38-85
<b>REQUIRED SUPPLEMENTARY INFORMATION:</b>		86
Schedule of Changes in Net Pension Liability (Asset) and Related Ratios Based on Participation in the Public Employee Pension Plan of TCRS – Primary Government	E-1	87
Schedule of Contributions Based on Participation in the Public Employee Pension Plan of TCRS – Primary Government	E-2	88
Schedule of Contributions Based on Participation in the Teacher Retirement Plan of TCRS – Discretely Presented Lawrence County School Department	E-3	89
Schedule of Contributions Based on Participation in the Teacher Legacy Pension Plan of TCRS – Discretely Presented Lawrence County School Department	E-4	90

	Exhibit	Page(s)
Schedule of Proportionate Share of the Net Pension Liability (Asset) in the Teacher Retirement Plan of TCRS – Discretely Presented Lawrence County School Department	E-5	91
Schedule of Proportionate Share of the Net Pension Liability (Asset) in the Teacher Legacy Pension Plan of TCRS – Discretely Presented Lawrence County School Department	E-6	92
Schedule of Changes in the Total OPEB Liability and Related Ratios - Primary Government	E-7	93
Schedule of Changes in the Total OPEB Liability and Related Ratios - Discretely Presented Lawrence County School Department	E-8	94
Notes to the Required Supplementary Information		95
<b>COMBINING AND INDIVIDUAL FUND FINANCIAL STATEMENTS AND SCHEDULES:</b>		96
Nonmajor Governmental Funds:		97
Combining Balance Sheet	F-1	98-99
Combining Statement of Revenues, Expenditures, and Changes in Fund Balances	F-2	100-101
Schedules of Revenues, Expenditures, and Changes in Fund Balances – Actual and Budget:		
Courthouse and Jail Maintenance Fund	F-3	102
Industrial/Economic Development Fund	F-4	103
Drug Control Fund	F-5	104
Highway Capital Projects Fund	F-6	105
Major Governmental Fund:		106
Schedule of Revenues, Expenditures, and Changes in Fund Balance – Actual and Budget:		
General Debt Service Fund	G-1	107
General Capital Projects Fund	G-2	108
Fiduciary Funds:		109
Combining Statement of Net Position - Custodial Funds	H-1	110
Combining Statement of Changes in Net Position – Custodial Funds	H-2	111
Component Unit:		
Discretely Presented Lawrence County School Department:		112
Statement of Activities	I-1	113
Balance Sheet – Governmental Funds	I-2	114-115
Reconciliation of the Balance Sheet of Governmental Funds to the Statement of Net Position	I-3	116
Statement of Revenues, Expenditures, and Changes in Fund Balances – Governmental Funds	I-4	117-118
Reconciliation of the Statement of Revenues, Expenditures, and Changes in Fund Balances of Governmental Funds to the Statement of Activities	I-5	119
Combining Balance Sheet – Nonmajor Governmental Funds	I-6	120
Combining Statement of Revenues, Expenditures, and Changes in Fund Balances – Nonmajor Governmental Funds	I-7	121-122

	Exhibit	Page(s)
Schedules of Revenues, Expenditures, and Changes in Fund Balances – Actual (Budgetary Basis) and Budget:		
General Purpose School Fund	I-8	123-125
School Federal Projects Fund	I-9	126
Central Cafeteria Fund	I-10	127
Extended School Program Fund	I-11	128
Education Capital Projects Fund	I-12	129
Miscellaneous Schedules:		130
Schedule of Changes in Long-term Notes, Other Loans, and Bonds	J-1	131
Schedule of Long-term Debt Requirements by Year	J-2	132-133
Schedule of Transfers – Primary Government and Discretely Presented Lawrence County School Department	J-3	134
Schedule of Salaries and Official Bonds of Principal Officials – Primary Government and Discretely Presented Lawrence County School Department	J-4	135-136
Schedule of Detailed Revenues – All Governmental Fund Types	J-5	137-154
Schedule of Detailed Revenues – All Governmental Fund Types – Discretely Presented Lawrence County School Department	J-6	155-164
Schedule of Detailed Expenditures – All Governmental Fund Types	J-7	165-197
Schedule of Detailed Expenditures – All Governmental Fund Types – Discretely Presented Lawrence County School Department	J-8	198-213
<b>SINGLE AUDIT SECTION</b>		214
Independent Auditor's Report on Internal Control Over Financial Reporting and on Compliance and Other Matters Based on an Audit of Financial Statements Performed in Accordance with <i>Government Auditing Standards</i>		215-216
Independent Auditor's Report on Compliance for Each Major Federal Program; Report on Internal Control Over Compliance; and Report on the Schedule of Expenditures of Federal Awards Required by Uniform Guidance		217-220
Schedule of Expenditures of Federal Awards and State Grants		221-223
Summary Schedule of Prior-year Findings		224
Schedule of Findings and Questioned Costs		225-228
Management's Corrective Action Plan		229-232
Best Practice		233

# Summary of Audit Finding

Annual Financial Report  
Lawrence County, Tennessee  
For the Year Ended June 30, 2025

## *Scope*

We have audited the basic financial statements of Lawrence County as of and for the year ended June 30, 2025.

## *Results*

Our report on Lawrence County's financial statements is unmodified.

Our audit resulted in three findings and recommendations, which we have reviewed with Lawrence County management. The detailed findings, recommendations, and management's responses are included in the Single Audit section of this report.

## *Findings*

The following are summaries of the audit findings:

### **OFFICE OF DIRECTOR OF ACCOUNTS AND BUDGETS**

- ◆ Competitive bids were not solicited for the purchase of insurance.

### **OFFICE OF DIRECTOR OF SCHOOLS**

- ◆ Material audit adjustments were required for proper financial statement presentation.
- ◆ An investigation of the Lawrence County School Department disclosed a deficiency.



# INTRODUCTORY SECTION

# LAWRENCE COUNTY OFFICIALS

June 30, 2025

---

## Officials

David Morgan, County Executive  
Ryan Krick, Road Superintendent  
Michael Adkins, Director of Schools  
Kiley Weathers, Trustee  
Brady Hutton, Assessor of Property  
Russ Brewer, County Clerk  
Tommy Lee Kidd, Circuit, General Sessions, and Juvenile Courts Clerk  
Kristy Gang, Clerk and Master  
Terra Dickey, Register of Deeds  
John Myers, Sheriff  
Brandi Williams, Director of Accounts and Budgets

## Board of County Commissioners

Shane Eaton, Chairman  
Chris Sutherland  
Wayne Yocum  
Dennis Gillespie  
Ricky Skillington  
Dave Ray  
John Bradley  
Sandy Newton  
Barry Luffman

Tim Clifton  
Delano Benefield  
Scott Franks  
Phillip Heatherly  
Roy Hagan  
Travis Cauwels  
Tammy Wisdom  
Will Burnett  
Randy Brewer

## Board of Education

John Daniel, Chairman  
Kirk Weathers  
Brenda Jacobs  
Bill Adams  
Janet Alexander

Jerry Dryden  
Corey Rochelle  
Chad Shannon  
Shannon Watson

## Audit Committee

Karen Woodall, Chairman  
Scott Franks  
Jim Brewer

Kelsey Glass  
Jerry Putman

# FINANCIAL SECTION



JASON E. MUMPOWER  
*Comptroller*

## Independent Auditor's Report

Lawrence County Executive and  
Board of County Commissioners  
Lawrence County, Tennessee

To the County Executive and Board of County Commissioners:

### Report on the Audit of the Financial Statements

#### *Opinions*

We have audited the financial statements of the governmental activities, the aggregate discretely presented component units, each major fund, and the aggregate remaining fund information of Lawrence County, Tennessee, as of and for the year ended June 30, 2025, and the related notes to the financial statements, which collectively comprise the county's basic financial statements as listed in the table of contents.

In our opinion, based on our audit and the report of the other auditors, the accompanying financial statements referred to above present fairly, in all material respects, the respective financial position of the governmental activities, aggregate discretely presented component units, each major fund, and the aggregate remaining fund information of Lawrence County, Tennessee, as of June 30, 2025, and the respective changes in financial position and the respective budgetary comparison for the General, Solid Waste/Sanitation and Highway/Public Works funds for the year then ended in accordance with accounting principles generally accepted in the United States of America.

We did not audit the financial statements of the Internal School Fund of the Lawrence County School Department (a discretely presented component unit), which represent 1.9 percent, 2.27 percent, and 4.12 percent, respectively, of the assets, net position, and revenues of the discretely presented school department component unit. Those amounts were audited by other auditors whose reports have been furnished to us, and our opinion, insofar as it relates to amounts included for the Lawrence County School Department's Internal School Fund is based solely on the reports of the other auditors.

#### *Basis for Opinions*

We conducted our audit in accordance with auditing standards generally accepted in the United States of America (GAAS) and the standards applicable to financial audits contained in *Government Auditing Standards* issued by the Comptroller General of the United States. Our responsibilities under those standards are further described in the Auditor's Responsibilities for the Audit of the Financial Statements section of our report. We are required to be independent of Lawrence County, Tennessee, and to meet our other ethical responsibilities, in accordance with the relevant ethical requirements relating to our audit. We believe that the audit evidence we have obtained is sufficient and appropriate to provide a basis for our audit opinions.

### ***Changes in Accounting Principle***

As described in Note V.B., Lawrence County has adopted the provisions of Governmental Accounting Standards Board (GASB) Statement No. 101, *Compensated Absences* and Statement No. 102, *Certain Risk Disclosures*. GASB 101 updates the recognition and measurement guidance for compensated absences under a unified model and amends certain previously required disclosures. GASB 102 provides users of government financial statements with essential information about risks related to a government's vulnerabilities due to certain concentrations or constraints.

### ***Emphasis of Matter***

We draw attention to Note I.D.10. to the financial statements, which describes restatements to the beginning Governmental Activities net position totaling (\$115,128) for the primary government and (\$580,207) for the discretely presented Lawrence County School Department. These restatements were necessary because of the transitional requirements of GASB Statement No. 101, *Compensated Absences*. Our opinion is not modified with respect to the matter.

### ***Responsibilities of Management for the Financial Statements***

Management is responsible for the preparation and fair presentation of the financial statements in accordance with accounting principles generally accepted in the United States of America, and for the design, implementation, and maintenance of internal control relevant to the preparation and fair presentation of financial statements that are free from material misstatement, whether due to fraud or error.

In preparing the financial statements, management is required to evaluate whether there are conditions or events, considered in the aggregate, that raise substantial doubt about Lawrence County's ability to continue as a going concern for twelve months beyond the financial statement date, including any currently known information that may raise substantial doubt shortly thereafter.

### ***Auditor's Responsibilities for the Audit of the Financial Statements***

Our objectives are to obtain reasonable assurance about whether the financial statements as a whole are free from material misstatement, whether due to fraud or error, and to issue an auditor's report that includes our opinions. Reasonable assurance is a high level of assurance but is not absolute assurance and therefore is not a guarantee that an audit conducted in accordance with generally accepted auditing standards and *Government Auditing Standards* will always detect a material misstatement when it exists. The risk of not detecting a material misstatement resulting from fraud is higher than for one resulting from error, as fraud may involve collusion, forgery, intentional omissions, misrepresentations, or the override of internal control. Misstatements are considered material if there is a substantial likelihood that, individually or in the aggregate, they would influence the judgment made by a reasonable user based on the financial statements.

In performing an audit in accordance with generally accepted auditing standards and *Government Auditing Standards*, we:

- exercise professional judgment and maintain professional skepticism throughout the audit.
- identify and assess the risks of material misstatement of the financial statements, whether due to fraud or error, and design and perform audit procedures responsive to those risks. Such procedures include examining, on a test basis, evidence regarding the amounts and disclosures in the financial statements.

- obtain an understanding of internal control relevant to the audit in order to design audit procedures that are appropriate in the circumstances, but not for the purpose of expressing an opinion on the effectiveness of Lawrence County's internal control. Accordingly, no such opinion is expressed.
- evaluate the appropriateness of accounting policies used and the reasonableness of significant accounting estimates made by management, as well as evaluate the overall presentation of the financial statements.
- conclude whether, in our judgment, there are conditions or events, considered in the aggregate, that raise substantial doubt about Lawrence County's ability to continue as a going concern for a reasonable period of time.

We are required to communicate with those charged with governance regarding, among other matters, the planned scope and timing of the audit, significant audit findings, and certain internal control-related matters that we identified during the audit.

### ***Required Supplementary Information***

Management has omitted the management's discussion and analysis that accounting principles generally accepted in the United States of America require to be presented to supplement the basic financial statements. Such missing information, although not a part of the basic financial statements, is required by the Governmental Accounting Standards Board, who considers it to be an essential part of financial reporting for placing the basic financial statements in an appropriate operational, economic, or historical context. Our opinion on the basic financial statements is not affected by this missing information.

Accounting principles generally accepted in the United States of America require that the schedule of changes in the county's net pension liability (asset) and related ratios, schedules of county and school contributions, schedules of school's proportionate share of the net pension liability (asset), and schedules of county and school changes in the total OPEB liability and related ratios as listed under Required Supplementary Information in the table of contents, be presented to supplement the basic financial statements. Such information is the responsibility of management and, although not a part of the basic financial statements, is required by the Governmental Accounting Standards Board who considers it to be an essential part of financial reporting for placing the basic financial statements in an appropriate operational, economic, or historical context. We have applied certain limited procedures to the required supplementary information in accordance with auditing standards generally accepted in the United States of America, which consisted of inquiries of management about the methods of preparing the information and comparing the information for consistency with management's responses to our inquiries, the basic financial statements, and other knowledge we obtained during our audit of the basic financial statements. We do not express an opinion or provide any assurance on the information because the limited procedures do not provide us with sufficient evidence to express an opinion or provide any assurance.

### ***Supplementary Information***

Our audit was conducted for the purpose of forming opinions on the financial statements that collectively comprise Lawrence County's basic financial statements. The combining and individual nonmajor fund financial statements, budgetary comparison schedules of nonmajor governmental funds and General Debt Service and General Capital Projects funds, combining and individual fund financial statements of the Lawrence County School Department (a discretely presented component unit), and miscellaneous schedules are presented for purposes of additional analysis and are not a required part of the basic financial statements. Such information is the responsibility of management and was derived from and relates directly to the underlying accounting and other records used to prepare the basic financial statements. The information has been subjected to the auditing

procedures applied in the audit of the basic financial statements and certain additional procedures, including comparing and reconciling such information directly to the underlying accounting and other records used to prepare the basic financial statements or to the basic financial statements themselves, and other additional procedures in accordance with auditing standards generally accepted in the United States of America. In our opinion, the combining and individual nonmajor fund financial statements, budgetary comparison schedules of nonmajor governmental funds and General Debt Service and General Capital Projects funds, combining and individual fund financial statements of the Lawrence County School Department (a discretely presented component unit), and miscellaneous schedules are fairly stated, in all material respects, in relation to the basic financial statements as a whole.

### ***Other Information***

Management is responsible for the other information included in the annual report. The other information comprises the introductory section but does not include the basic financial statements and our auditor's report thereon. Our opinions on the basic financial statements do not cover the other information, and we do not express an opinion or any form of assurance thereon.

In connection with our audit of the basic financial statements, our responsibility is to read the other information and consider whether a material inconsistency exists between the other information and the basic financial statements, or the other information otherwise appears to be materially misstated. If, based on the work performed, we conclude that an uncorrected material misstatement of the other information exists, we are required to describe it in our report.

### ***Other Reporting Requirements by Government Auditing Standards***

In accordance with *Government Auditing Standards*, we have also issued our report dated February 19, 2026, on our consideration of Lawrence County's internal control over financial reporting and on our tests of its compliance with certain provisions of laws, regulations, contracts, and grant agreements and other matters. The purpose of that report is solely to describe the scope of our testing of internal control over financial reporting and compliance and the results of that testing, and not to provide an opinion on the effectiveness of Lawrence County's internal control over financial reporting or on compliance. That report is an integral part of an audit performed in accordance with *Government Auditing Standards* in considering Lawrence County's internal control over financial reporting and compliance.

Very truly yours,

Jason E. Mumpower  
Comptroller of the Treasury  
Nashville, Tennessee

February 19, 2026

JEM/gc

# BASIC FINANCIAL STATEMENTS SECTION

**LAWRENCE COUNTY, TENNESSEE**  
**Statement of Net Position**  
**June 30, 2025**

	<b>Primary Government</b>	<b>Component Unit</b>
	<u>Governmental Activities</u>	<u>Lawrence County School Department</u>
<b>ASSETS</b>		
Cash	\$ 151,611	\$ 2,536,124
Equity in Pooled Cash and Investments	34,820,979	38,194,568
Inventories	0	119,291
Accounts Receivable	11,176,652	3,774
Allowance for Uncollectible	(2,568,660)	0
Due from Other Governments	2,414,977	4,720,166
Property Taxes Receivable	16,590,976	5,667,236
Allowance for Uncollectible Property Taxes	(307,718)	(105,112)
Net Pension Asset - Agent Plan	1,137,819	784,498
Net Pension Asset - Teacher Retirement Plan	0	338,146
Net Pension Asset - Teacher Legacy Pension Plan	0	13,605,543
Restricted Assets - Amounts Accumulated for Pension Benefits	0	817,818
Capital Assets:		
Assets Not Depreciated:		
Land	1,528,786	1,981,969
Construction in Progress	301,999	4,487,010
Assets Net of Accumulated Depreciation:		
Buildings and Improvements	31,926,262	53,300,415
Infrastructure	5,193,733	0
Other Capital Assets	6,364,694	6,956,639
Total Assets	<u>\$ 108,732,110</u>	<u>\$ 133,408,085</u>
<b>DEFERRED OUTFLOWS OF RESOURCES</b>		
Deferred Charge on Refunding	\$ 98,307	\$ 0
Pension Changes in Experience	1,228,883	4,503,453
Pension Changes in Assumptions	672,005	597,703
Pension Changes in Proportion	0	137,574
Pension Contributions After Measurement Date	761,781	2,483,331
OPEB Changes in Experience	0	362,717
OPEB Changes in Proportion	0	132,597
OPEB Changes in Assumptions	146,604	1,708,192
OPEB Contributions After Measurement Date	7,377	456,116
Total Deferred Outflows of Resources	<u>\$ 2,914,957</u>	<u>\$ 10,381,683</u>

(Continued)

**LAWRENCE COUNTY, TENNESSEE**  
**Statement of Net Position (Cont.)**

	<b>Primary Government Governmental Activities</b>	<b>Component Unit Lawrence County School Department</b>
<b>LIABILITIES</b>		
Accounts Payable	\$ 1,529,999	\$ 40,635
Accrued Payroll	0	12,727
Payroll Deductions Payable	2,298	2,823,535
Contracts Payable	1,019,170	1,119,932
Retainage Payable	0	58,944
Accrued Interest Payable	520,629	0
Due to State of Tennessee	74,278	0
Noncurrent Liabilities:		
Due Within One Year - Debt	4,997,943	0
Due Within One Year - Other	1,208,751	1,235,259
Due in More Than One Year - Debt	61,757,927	0
Due in More Than One Year - Other	936,378	13,779,478
Total Liabilities	<u>\$ 72,047,373</u>	<u>\$ 19,070,510</u>
<b>DEFERRED INFLOWS OF RESOURCES</b>		
Deferred Current Property Taxes	\$ 15,867,826	\$ 5,420,219
Pension Changes in Experience	20,454	117,990
Pension Changes in Investment Earnings	483,154	3,039,969
Pension Changes in Proportion	0	458,908
OPEB Changes in Experience	173,479	1,682,471
OPEB Changes in Proportion	0	887,577
OPEB Changes in Assumptions	165,560	1,447,199
Total Deferred Inflows of Resources	<u>\$ 16,710,473</u>	<u>\$ 13,054,333</u>
<b>NET POSITION</b>		
Net Investment in Capital Assets	\$ 26,227,593	\$ 66,726,033
Restricted for:		
General Government	4,060	0
Finance	197,954	0
Administration of Justice	107,643	0
Public Safety	135,338	0
Public Health and Welfare	719,727	0
Social, Cultural, and Recreational Services	181,149	0
Highway/Public Works	1,770,697	0
Education	0	13,916,050
Pensions	1,137,819	15,546,005
Unrestricted	<u>(7,592,759)</u>	<u>15,476,837</u>
Total Net Position	<u>\$ 22,889,221</u>	<u>\$ 111,664,925</u>

The notes to the financial statements are an integral part of this statement.

**LAWRENCE COUNTY, TENNESSEE**  
**Statement of Activities**  
**For the Year Ended June 30, 2025**

Functions/Programs	Program Revenues				Net (Expense) Revenue and Changes in Net Position	
	Expenses	Charges for Services	Operating Grants and Contributions	Capital Grants and Contributions	Primary Government	Component Unit
					Total Governmental Activities	Lawrence County School Department
Primary Government:						
Governmental Activities:						
General Government	\$ 3,724,782	\$ 350,228	\$ 278,830	\$ 0	\$ (3,095,724)	\$ 0
Finance	2,683,759	1,462,819	0	0	(1,220,940)	0
Administration of Justice	2,552,186	657,259	13,362	0	(1,881,565)	0
Public Safety	10,716,440	1,096,463	1,477,062	0	(8,142,915)	0
Public Health and Welfare	10,657,503	5,661,333	2,903,177	244,075	(1,848,918)	0
Social, Cultural, and Recreational Services	1,494,554	17,424	0	0	(1,477,130)	0
Agriculture and Natural Resources	267,679	0	0	0	(267,679)	0
Highways	9,130,158	8,953	3,143,160	846,292	(5,131,753)	0
Education	12,700,000	1,393,817	0	0	(11,306,183)	0
Interest on Long-term Debt	2,056,735	0	0	0	(2,056,735)	0
<b>Total Primary Government</b>	<b>\$ 55,983,796</b>	<b>\$ 10,648,296</b>	<b>\$ 7,815,591</b>	<b>\$ 1,090,367</b>	<b>\$ (36,429,542)</b>	<b>\$ 0</b>
Component Unit:						
Lawrence County School Department	\$ 93,657,442	\$ 5,242,744	\$ 12,970,518	\$ 14,235,083	0	\$ (61,209,097)

(Continued)

**LAWRENCE COUNTY, TENNESSEE**  
**Statement of Activities (Cont.)**

Functions/Programs	Expenses	Program Revenues			Net (Expense) Revenue and Changes in Net Position	
		Charges for Services	Operating Grants and Contributions	Capital Grants and Contributions	Primary	Component
					Government	Unit
				Total	Lawrence	
				Governmental	County	
				Activities	School	
					Department	
General Revenues:						
Taxes:						
Property Taxes Levied for General Purposes					\$ 14,393,643	\$ 5,394,713
Property Taxes Levied for Debt Service					1,435,440	0
Local Option Sales Tax					2,295,807	10,340,789
Hotel/Motel Tax					273,790	0
Wheel Tax					1,075,088	0
Litigation Tax - General					91,350	0
Litigation Tax - Jail, Workhouse, or Courthouse					87,851	0
Business Tax					619,503	0
Mixed Drink Tax					98	0
Mineral Severance Tax					52,747	0
Wholesale Beer Tax					215,815	0
Other Local Taxes					147,470	30,277
Grants and Contributions Not Restricted to Specific Programs					2,219,791	60,307,953
Unrestricted Investment Income					2,860,762	86,875
Miscellaneous					0	178,894
<b>Total General Revenues</b>					<b>\$ 25,769,155</b>	<b>\$ 76,339,501</b>
Change in Net Position					\$ (10,660,387)	\$ 15,130,404
Net Position, July 1, 2024					33,664,736	97,114,728
Restatement - See Note I.D.10.					(115,128)	(580,207)
<b>Net Position, June 30, 2025</b>					<b>\$ 22,889,221</b>	<b>\$ 111,664,925</b>

The notes to the financial statements are an integral part of this statement.

**LAWRENCE COUNTY, TENNESSEE**  
**Balance Sheet - Governmental Funds**  
**June 30, 2025**

	<b>Major Funds</b>				
	General	Solid Waste / Sanitation	Highway / Public Works	General Debt Service	General Capital Projects
<b>ASSETS</b>					
Cash	\$ 450	\$ 1,225	\$ 0	\$ 0	\$ 0
Equity in Pooled Cash and Investments	13,619,956	2,241,191	1,254,151	7,144,123	4,640,141
Accounts Receivable	8,183,110	2,800,616	13,367	100,301	0
Allowance for Uncollectibles	(2,242,961)	(325,699)	0	0	0
Due from Other Governments	459,207	0	542,348	394,252	1,019,170
Due from Other Funds	875,000	0	0	0	0
Property Taxes Receivable	12,542,317	428,447	2,115,665	1,504,547	0
Allowance for Uncollectible Property Taxes	(232,626)	(7,947)	(39,240)	(27,905)	0
Total Assets	<u>\$ 33,204,453</u>	<u>\$ 5,137,833</u>	<u>\$ 3,886,291</u>	<u>\$ 9,115,318</u>	<u>\$ 5,659,311</u>
<b>LIABILITIES</b>					
Accounts Payable	\$ 955,080	\$ 146,320	\$ 27,224	\$ 0	\$ 42,334
Payroll Deductions Payable	1,639	143	516	0	0
Contracts Payable	0	0	0	0	1,019,170
Due to Other Funds	0	875,000	0	0	0
Due to State of Tennessee	73,622	131	525	0	0
Total Liabilities	<u>\$ 1,030,341</u>	<u>\$ 1,021,594</u>	<u>\$ 28,265</u>	<u>\$ 0</u>	<u>\$ 1,061,504</u>

(Continued)

**LAWRENCE COUNTY, TENNESSEE**  
**Balance Sheet - Governmental Funds (Cont.)**

	<b>Major Funds</b>				
	General	Solid Waste / Sanitation	Highway / Public Works	General Debt Service	General Capital Projects
<b>DEFERRED INFLOWS OF RESOURCES</b>					
Deferred Current Property Taxes	\$ 11,995,636	\$ 409,772	\$ 2,023,450	\$ 1,438,968	\$ 0
Deferred Delinquent Property Taxes	277,095	9,465	46,740	33,240	0
Other Deferred/Unavailable Revenue	5,621,849	2,370,138	259,031	196,979	0
Total Deferred Inflows of Resources	<u>\$ 17,894,580</u>	<u>\$ 2,789,375</u>	<u>\$ 2,329,221</u>	<u>\$ 1,669,187</u>	<u>\$ 0</u>
<b>FUND BALANCES</b>					
Nonspendable:					
Endowments	\$ 0	\$ 0	\$ 0	\$ 0	\$ 0
Restricted:					
Restricted for General Government	4,060	0	0	0	0
Restricted for Finance	197,954	0	0	0	0
Restricted for Administration of Justice	107,643	0	0	0	0
Restricted for Public Safety	2,883	0	0	0	0
Restricted for Public Health and Welfare	719,727	0	0	0	0
Restricted for Social, Cultural, and Recreational Services	105,350	0	0	0	0
Restricted for Highways/Public Works	0	0	1,528,805	0	78,001
Restricted for Capital Projects	0	0	0	0	2,017,108
Committed:					
Committed for General Government	18,632	0	0	0	0
Committed for Finance	0	0	0	0	0

(Continued)

**LAWRENCE COUNTY, TENNESSEE**  
**Balance Sheet - Governmental Funds (Cont.)**

FUND BALANCES (Cont.)	Major Funds				
	General	Solid Waste / Sanitation	Highway / Public Works	General Debt Service	General Capital Projects
Committed (Cont.):					
Committed for Public Safety	\$ 63,099	\$ 0	\$ 0	\$ 0	0
Committed for Public Health and Welfare	0	1,326,864	0	0	0
Committed for Social, Cultural, and Recreational Services	1,000,000	0	0	0	0
Committed for Debt Service	0	0	0	7,446,131	0
Committed for Capital Projects	0	0	0	0	2,502,698
Assigned:					
Assigned for General Government	1,554,829	0	0	0	0
Unassigned	10,505,355	0	0	0	0
Total Fund Balances	<u>\$ 14,279,532</u>	<u>\$ 1,326,864</u>	<u>\$ 1,528,805</u>	<u>\$ 7,446,131</u>	<u>\$ 4,597,807</u>
Total Liabilities, Deferred Inflows of Resources, and Fund Balances	<u>\$ 33,204,453</u>	<u>\$ 5,137,833</u>	<u>\$ 3,886,291</u>	<u>\$ 9,115,318</u>	<u>\$ 5,659,311</u>

(Continued)

**LAWRENCE COUNTY, TENNESSEE**  
**Balance Sheet - Governmental Funds (Cont.)**

	<b>Nonmajor Funds</b>	
	Other Govern- mental Funds	Total Governmental Funds
<b>ASSETS</b>		
Cash	\$ 149,936	\$ 151,611
Equity in Pooled Cash and Investments	5,921,417	34,820,979
Accounts Receivable	79,258	11,176,652
Allowance for Uncollectibles	0	(2,568,660)
Due from Other Governments	0	2,414,977
Due from Other Funds	0	875,000
Property Taxes Receivable	0	16,590,976
Allowance for Uncollectible Property Taxes	0	(307,718)
Total Assets	\$ 6,150,611	\$ 63,153,817
<b>LIABILITIES</b>		
Accounts Payable	\$ 359,041	\$ 1,529,999
Payroll Deductions Payable	0	2,298
Contracts Payable	0	1,019,170
Due to Other Funds	0	875,000
Due to State of Tennessee	0	74,278
Total Liabilities	\$ 359,041	\$ 3,500,745

(Continued)

**LAWRENCE COUNTY, TENNESSEE**  
**Balance Sheet - Governmental Funds (Cont.)**

	<u>Nonmajor Funds</u>		<u>Total Governmental Funds</u>
	Other Govern- mental Funds		Total Governmental Funds
<b>DEFERRED INFLOWS OF RESOURCES</b>			
Deferred Current Property Taxes	\$ 0	\$	15,867,826
Deferred Delinquent Property Taxes	0		366,540
Other Deferred/Unavailable Revenue	0		8,447,997
Total Deferred Inflows of Resources	<u>\$ 0</u>	\$	<u>24,682,363</u>
<b>FUND BALANCES</b>			
Nonspendable:			
Endowments	\$ 75,799	\$	75,799
Restricted:			
Restricted for General Government	0		4,060
Restricted for Finance	0		197,954
Restricted for Administration of Justice	0		107,643
Restricted for Public Safety	132,455		135,338
Restricted for Public Health and Welfare	0		719,727
Restricted for Social, Cultural, and Recreational Services	0		105,350
Restricted for Highways/Public Works	0		1,606,806
Restricted for Capital Projects	4,935,564		6,952,672
Committed:			
Committed for General Government	0		18,632
Committed for Finance	205,796		205,796

(Continued)

**LAWRENCE COUNTY, TENNESSEE**  
**Balance Sheet - Governmental Funds (Cont.)**

**FUND BALANCES (Cont.)**

Committed (Cont.):

Committed for Public Safety

Committed for Public Health and Welfare

Committed for Social, Cultural, and Recreational Services

Committed for Debt Service

Committed for Capital Projects

Assigned:

Assigned for General Government

Unassigned

Total Fund Balances

Total Liabilities, Deferred Inflows of Resources, and Fund Balances

<u>Nonmajor Funds</u>		<u>Total Governmental Funds</u>
Other	Govern- mental Funds	Total Governmental Funds
\$ 0	\$	63,099
437,077		1,763,941
0		1,000,000
0		7,446,131
4,879		2,507,577
	0	1,554,829
	0	10,505,355
<u>\$ 5,791,570</u>	<u>\$</u>	<u>34,970,709</u>
<u>\$ 6,150,611</u>	<u>\$</u>	<u>63,153,817</u>

The notes to the financial statements are an integral part of this statement.

**LAWRENCE COUNTY, TENNESSEE**  
**Reconciliation of the Balance Sheet of Governmental**  
**Funds to the Statement of Net Position**  
**June 30, 2025**

Amounts reported for governmental activities in the statement of net position (Exhibit A) are different because:

Total fund balances - balance sheet - governmental funds (Exhibit C-1)		\$ 34,970,709
(1) Capital assets used in governmental activities are not financial resources and therefore are not reported in governmental funds.		
Add: land	\$ 1,528,786	
Add: construction in progress	301,999	
Add: buildings and improvements net of accumulated depreciation	31,926,262	
Add: infrastructure net of accumulated depreciation	5,193,733	
Add: other capital assets net of accumulated depreciation	<u>6,364,694</u>	45,315,474
(2) Long-term liabilities are not due and payable in the current period and therefore are not reported in the governmental funds.		
Less: notes payable	\$ (1,880,000)	
Less: other loans payable	(1,945,824)	
Less: bonds payable	(60,035,000)	
Less: unamortized premium on debt	(2,895,046)	
Add: deferred amount on refunding	98,307	
Less: accrued interest on bonds and notes	(520,629)	
Less: compensated absences payable	(1,196,374)	
Less: landfill postclosure care costs	(518,205)	
Less: net OPEB liability	<u>(430,550)</u>	(69,323,321)
(3) Amounts reported as deferred outflows of resources and deferred inflows of resources related to pensions and OPEB will be amortized and recognized as components of pension and OPEB expenses in future years.		
Add: deferred outflows of resources related to pensions	\$ 2,662,669	
Add: deferred outflows of resources related to OPEB	153,981	
Less: deferred inflows of resources related to pensions	(503,608)	
Less: deferred inflows of resources related to OPEB	<u>(339,039)</u>	1,974,003
(4) Net pension assets of the agent plan are not current financial resources and therefore are not reported in the governmental funds.		1,137,819
(5) Other long-term assets are not available to pay for current period expenditures and therefore are deferred in the governmental funds.		<u>8,814,537</u>
Net position of governmental activities (Exhibit A)		<u>\$ 22,889,221</u>

The notes to the financial statements are an integral part of this statement.

**LAWRENCE COUNTY, TENNESSEE**  
**Statement of Revenues, Expenditures, and Changes**  
**in Fund Balances - Governmental Funds**  
**For the Year Ended June 30, 2025**

	<b>Major Funds</b>				
	General	Solid Waste / Sanitation	Highway / Public Works	General Debt Service	<i>Formerly Nonmajor General Capital Projects</i>
<b>Revenues</b>					
Local Taxes	\$ 13,430,204	\$ 408,979	\$ 2,072,247	\$ 4,992,096	\$ 0
Licenses and Permits	45,755	0	0	0	0
Fines, Forfeitures, and Penalties	122,113	0	0	0	0
Charges for Current Services	2,801,556	2,164,400	0	0	0
Other Local Revenues	2,188,774	226,399	67,501	762,121	33,428
Fees Received From County Officials	1,426,112	0	0	0	0
State of Tennessee	4,339,503	159,697	3,894,956	0	0
Federal Government	725,262	0	0	0	1,812,175
Other Governments and Citizens Groups	304,370	58,513	105,447	1,393,817	0
<b>Total Revenues</b>	<b>\$ 25,383,649</b>	<b>\$ 3,017,988</b>	<b>\$ 6,140,151</b>	<b>\$ 7,148,034</b>	<b>\$ 1,845,603</b>
<b>Expenditures</b>					
Current:					
General Government	\$ 2,004,407	\$ 0	\$ 0	\$ 0	\$ 0
Finance	1,621,992	0	0	0	0
Administration of Justice	2,389,074	0	0	0	0
Public Safety	9,591,544	0	0	0	0
Public Health and Welfare	5,292,572	2,946,048	0	0	0
Social, Cultural, and Recreational Services	660,029	0	0	0	0
Agriculture and Natural Resources	248,871	0	0	0	0
Other Operations	1,768,722	915	4,558	0	0
Highways	0	0	6,332,640	0	0

(Continued)

**LAWRENCE COUNTY, TENNESSEE**  
**Statement of Revenues, Expenditures, and Changes**  
**in Fund Balances - Governmental Funds (Cont.)**

	<b>Major Funds</b>				
	General	Solid Waste / Sanitation	Highway / Public Works	General Debt Service	<i>Formerly Nonmajor General Capital Projects</i>
<b>Expenditures (Cont.)</b>					
Debt Service:					
Principal on Debt	\$ 0	\$ 0	\$ 0	\$ 4,661,192	\$ 0
Interest on Debt	0	0	0	1,773,384	0
Other Debt Service	0	0	0	84,205	0
Capital Projects	121,000	0	0	0	16,443,875
<b>Total Expenditures</b>	<b>\$ 23,698,211</b>	<b>\$ 2,946,963</b>	<b>\$ 6,337,198</b>	<b>\$ 6,518,781</b>	<b>\$ 16,443,875</b>
Excess (Deficiency) of Revenues Over Expenditures	\$ 1,685,438	\$ 71,025	\$ (197,047)	\$ 629,253	\$ (14,598,272)
<b>Other Financing Sources (Uses)</b>					
Bonds Issued	\$ 0	\$ 0	\$ 0	\$ 0	\$ 14,800,000
Premiums on Debt Sold	0	0	0	0	1,133,597
Insurance Recovery	46,054	0	0	0	0
Transfers In	875,000	0	0	0	0
Transfers Out	0	(875,000)	0	0	0
<b>Total Other Financing Sources (Uses)</b>	<b>\$ 921,054</b>	<b>\$ (875,000)</b>	<b>\$ 0</b>	<b>\$ 0</b>	<b>\$ 15,933,597</b>
Net Change in Fund Balances	\$ 2,606,492	\$ (803,975)	\$ (197,047)	\$ 629,253	\$ 1,335,325
Change to or Within the Reporting Entity	0	0	0	0	3,262,482
Fund Balance, July 1, 2024	11,673,040	2,130,839	1,725,852	6,816,878	0
Fund Balance, June 30, 2025	\$ 14,279,532	\$ 1,326,864	\$ 1,528,805	\$ 7,446,131	\$ 4,597,807

(Continued)

**LAWRENCE COUNTY, TENNESSEE**  
**Statement of Revenues, Expenditures, and Changes**  
**in Fund Balances - Governmental Funds (Cont.)**

	<b>Nonmajor Funds</b>	
	Other Govern- mental Funds	Total Governmental Funds
<b>Revenues</b>		
Local Taxes	\$ 244,795	\$ 21,148,321
Licenses and Permits	0	45,755
Fines, Forfeitures, and Penalties	17,694	139,807
Charges for Current Services	819,319	5,785,275
Other Local Revenues	8,602	3,286,825
Fees Received From County Officials	0	1,426,112
State of Tennessee	0	8,394,156
Federal Government	0	2,537,437
Other Governments and Citizens Groups	0	1,862,147
<b>Total Revenues</b>	<b>\$ 1,090,410</b>	<b>\$ 44,625,835</b>
<b>Expenditures</b>		
Current:		
General Government	\$ 0	\$ 2,004,407
Finance	806,140	2,428,132
Administration of Justice	6,945	2,396,019
Public Safety	21,217	9,612,761
Public Health and Welfare	0	8,238,620
Social, Cultural, and Recreational Services	0	660,029
Agriculture and Natural Resources	0	248,871
Other Operations	12,781	1,786,976
Highways	0	6,332,640

(Continued)

**LAWRENCE COUNTY, TENNESSEE**  
**Statement of Revenues, Expenditures, and Changes**  
**in Fund Balances - Governmental Funds (Cont.)**

	<b>Nonmajor Funds</b>	
	Other Govern- mental Funds	Total Governmental Funds
<b>Expenditures (Cont.)</b>		
Debt Service:		
Principal on Debt	\$ 0	\$ 4,661,192
Interest on Debt	0	1,773,384
Other Debt Service	0	84,205
Capital Projects	1,111,059	17,675,934
Total Expenditures	<u>\$ 1,958,142</u>	<u>\$ 57,903,170</u>
Excess (Deficiency) of Revenues Over Expenditures	<u>\$ (867,732)</u>	<u>\$ (13,277,335)</u>
<b>Other Financing Sources (Uses)</b>		
Bonds Issued	\$ 6,000,000	\$ 20,800,000
Premiums on Debt Sold	0	1,133,597
Insurance Recovery	0	46,054
Transfers In	0	875,000
Transfers Out	0	(875,000)
Total Other Financing Sources (Uses)	<u>\$ 6,000,000</u>	<u>\$ 21,979,651</u>
Net Change in Fund Balances	\$ 5,132,268	\$ 8,702,316
Change to or Within the Reporting Entity	(3,262,482)	0
Fund Balance, July 1, 2024	<u>3,921,784</u>	<u>26,268,393</u>
Fund Balance, June 30, 2025	<u>\$ 5,791,570</u>	<u>\$ 34,970,709</u>

The notes to the financial statements are an integral part of this statement.

**LAWRENCE COUNTY, TENNESSEE**  
**Reconciliation of the Statement of Revenues, Expenditures, and Changes in Fund Balances**  
**of Governmental Funds to the Statement of Activities**  
**For the Year Ended June 30, 2025**

Amounts reported for governmental activities in the statement of activities (Exhibit B) are different because:

Net change in fund balances - total governmental funds (Exhibit C-3)		\$ 8,702,316
(1) Governmental funds report capital outlays as expenditures. However, in the statement of activities, the cost of these assets is allocated over their useful lives and reported as depreciation expense. The difference between capital outlays and depreciation is itemized as follows:		
Add: capital assets purchased in the current period	\$ 2,793,470	
Less: current-year depreciation expense	<u>(4,200,165)</u>	(1,406,695)
(2) The net effect of various miscellaneous transactions involving capital assets (sales, trade-ins, and donations) is to decrease net position.		
Less: book value of capital assets disposed		(215,966)
(3) Revenues in the statement of activities that do not provide current financial resources are not reported as revenues in the funds.		
Add: deferred delinquent property taxes and other deferred June 30, 2025	\$ 8,814,537	
Less: deferred delinquent property taxes and other deferred June 30, 2024	<u>(8,021,901)</u>	792,636
(4) The issuance of long-term debt (e.g., bonds, notes, leases) provides current financial resources to governmental funds, while the repayment of the principal of long-term debt consumes the current financial resources of governmental funds. Neither transaction, however, has any effect on net position. Also, governmental funds report the effect of premiums, discounts, and similar items when debt is first issued, whereas these amounts are deferred and amortized in the statement of activities. This amount is the effect of those differences in the treatment of long-term debt and related items.		
Less: bond proceeds	\$ (20,800,000)	
Add: principal payments on notes	685,000	
Add: principal payments on other loans	246,192	
Add: principal payments on bonds	3,730,000	
Less: change in premium on debt issuances	(954,823)	
Less: change in deferred amount on refunding debt	<u>(20,351)</u>	(17,113,982)
(5) Some expenses reported in the statement of activities do not require the use of current financial resources and therefore are not reported as expenditures in the governmental funds.		
Change in accrued interest payable	\$ (283,351)	
Change in compensated absences payable	(144,830)	
Change in net OPEB liability	(58,460)	
Change in deferred outflows of resources related to pensions	(1,045,825)	
Change in deferred outflows of resources related to OPEB	20,882	
Change in deferred inflows of resources related to pensions	(321,097)	
Change in deferred inflows of resources related to OPEB	44,414	
Change in net pension asset	<u>369,571</u>	<u>(1,418,696)</u>
Change in net position of governmental activities (Exhibit B)		<u>\$ (10,660,387)</u>

The notes to the financial statements are an integral part of this statement.

**LAWRENCE COUNTY, TENNESSEE**  
**Statement of Revenues, Expenditures, and Changes**  
**in Fund Balance - Actual and Budget**  
 General Fund  
**For the Year Ended June 30, 2025**

	Actual	Budgeted Amounts		Variance with Final Budget - Positive (Negative)
		Original	Final	
<b>Revenues</b>				
Local Taxes	\$ 13,430,204	\$ 13,094,399	\$ 13,149,399	\$ 280,805
Licenses and Permits	45,755	55,000	55,000	(9,245)
Fines, Forfeitures, and Penalties	122,113	111,500	106,500	15,613
Charges for Current Services	2,801,556	2,461,500	2,484,300	317,256
Other Local Revenues	2,188,774	435,800	1,952,841	235,933
Fees Received From County Officials	1,426,112	1,318,000	1,318,000	108,112
State of Tennessee	4,339,503	4,424,408	4,988,804	(649,301)
Federal Government	725,262	489,834	1,256,985	(531,723)
Other Governments and Citizens Groups	304,370	241,851	285,290	19,080
<b>Total Revenues</b>	<b>\$ 25,383,649</b>	<b>\$ 22,632,292</b>	<b>\$ 25,597,119</b>	<b>\$ (213,470)</b>
<b>Expenditures</b>				
General Government				
County Commission	\$ 132,052	\$ 149,606	\$ 143,476	\$ 11,424
Beer Board	855	1,513	1,513	658
County Mayor/Executive	293,767	294,844	298,047	4,280
County Attorney	55,297	55,313	55,313	16
Election Commission	390,556	415,058	417,329	26,773
Register of Deeds	336,023	330,652	339,794	3,771
County Buildings	712,011	623,487	753,547	41,536
Preservation of Records	83,846	83,377	85,755	1,909
Finance				
Accounting and Budgeting	407,140	461,006	466,682	59,542
Purchasing	73,799	76,567	77,703	3,904
Property Assessor's Office	459,835	452,390	465,200	5,365
County Trustee's Office	79,842	85,879	90,420	10,578
County Clerk's Office	172,886	185,900	203,781	30,895
Data Processing	428,490	531,329	534,082	105,592
Administration of Justice				
Circuit Court	813,428	785,575	834,654	21,226
General Sessions Court	418,763	413,746	442,616	23,853
Chancery Court	464,268	463,606	483,535	19,267
Juvenile Court	277,610	263,111	415,517	137,907
Other Administration of Justice	100,684	107,530	106,043	5,359

(Continued)

**LAWRENCE COUNTY, TENNESSEE**  
**Statement of Revenues, Expenditures, and Changes**  
**in Fund Balance - Actual and Budget**  
 General Fund (Cont.)

	Actual	Budgeted Amounts		Variance with Final Budget - Positive (Negative)
		Original	Final	
<b>Expenditures (Cont.)</b>				
Administration of Justice (Cont.)				
Courtroom Security	\$ 309,817	\$ 185,682	\$ 313,849	\$ 4,032
Victim Assistance Programs	4,504	5,700	5,700	1,196
Public Safety				
Sheriff's Department	4,400,089	4,899,549	5,638,878	1,238,789
Drug Enforcement	700	0	700	0
Jail	3,527,051	4,079,749	3,960,382	433,331
Workhouse	58,365	58,500	58,500	135
Fire Prevention and Control	2,000	2,000	2,000	0
Civil Defense	20,721	19,810	27,810	7,089
Rescue Squad	1,075,716	412,500	1,075,716	0
Other Emergency Management	339,245	339,245	339,245	0
County Coroner/Medical Examiner	167,657	186,577	186,577	18,920
Public Health and Welfare				
Local Health Center	153,381	160,550	160,550	7,169
Rabies and Animal Control	145,000	145,000	145,000	0
Ambulance/Emergency Medical Services	3,704,507	3,556,219	4,004,214	299,707
Alcohol and Drug Programs	176,712	169,677	184,677	7,965
Other Local Health Services	108,524	125,000	164,149	55,625
Appropriation to State	636,346	692,452	898,005	261,659
Other Public Health and Welfare	368,102	89,102	487,406	119,304
Social, Cultural, and Recreational Services				
Senior Citizens Assistance	54,270	50,000	55,204	934
Libraries	503,259	496,121	570,236	66,977
Other Social, Cultural, and Recreational	102,500	85,500	102,500	0
Agriculture and Natural Resources				
Agricultural Extension Service	159,509	200,520	200,520	41,011
Soil Conservation	89,362	89,746	91,543	2,181
Other Operations				
Tourism	176,500	176,500	176,500	0
Industrial Development	232,725	232,887	232,887	162
Airport	69,000	69,000	1,069,000	1,000,000
Veterans' Services	140,074	142,189	144,460	4,386
Other Charges	1,021,875	900,066	1,575,970	554,095

(Continued)

**LAWRENCE COUNTY, TENNESSEE**  
**Statement of Revenues, Expenditures, and Changes**  
**in Fund Balance - Actual and Budget**  
 General Fund (Cont.)

	Actual	Budgeted Amounts		Variance with Final Budget - Positive (Negative)
		Original	Final	
<b>Expenditures (Cont.)</b>				
Other Operations (Cont.)				
COVID-19 Grant #10	\$ 24,630	\$ 0	\$ 97,000	\$ 72,370
Miscellaneous	103,918	110,000	110,000	6,082
Capital Projects				
General Administration Projects	21,000	25,000	26,620	5,620
Social, Cultural, and Recreation Projects	0	0	40,000	40,000
Public Utility Projects	100,000	0	100,000	0
Total Expenditures	<u>\$ 23,698,211</u>	<u>\$ 23,485,330</u>	<u>\$ 28,460,805</u>	<u>\$ 4,762,594</u>
Excess (Deficiency) of Revenues Over Expenditures	\$ 1,685,438	\$ (853,038)	\$ (2,863,686)	\$ 4,549,124
<b>Other Financing Sources (Uses)</b>				
Insurance Recovery	\$ 46,054	\$ 0	\$ 25,339	\$ 20,715
Transfers In	875,000	0	875,000	0
Total Other Financing Sources	<u>\$ 921,054</u>	<u>\$ 0</u>	<u>\$ 900,339</u>	<u>\$ 20,715</u>
Net Change in Fund Balance	\$ 2,606,492	\$ (853,038)	\$ (1,963,347)	\$ 4,569,839
Fund Balance, July 1, 2024	<u>11,673,040</u>	<u>10,471,939</u>	<u>11,673,039</u>	<u>1</u>
Fund Balance, June 30, 2025	<u>\$ 14,279,532</u>	<u>\$ 9,618,901</u>	<u>\$ 9,709,692</u>	<u>\$ 4,569,840</u>

The notes to the financial statements are an integral part of this statement.

**LAWRENCE COUNTY, TENNESSEE**  
**Statement of Revenues, Expenditures, and Changes**  
**in Fund Balance - Actual and Budget**  
Solid Waste/Sanitation Fund  
**For the Year Ended June 30, 2025**

	Actual	Budgeted Amounts		Variance with Final Budget - Positive (Negative)
		Original	Final	
<b>Revenues</b>				
Local Taxes	\$ 408,979	\$ 400,661	\$ 400,661	\$ 8,318
Charges for Current Services	2,164,400	1,695,750	1,695,750	468,650
Other Local Revenues	226,399	175,200	188,700	37,699
State of Tennessee	159,697	145,000	254,997	(95,300)
Other Governments and Citizens Groups	58,513	29,700	54,700	3,813
Total Revenues	<u>\$ 3,017,988</u>	<u>\$ 2,446,311</u>	<u>\$ 2,594,808</u>	<u>\$ 423,180</u>
<b>Expenditures</b>				
Public Health and Welfare				
Landfill Operation and Maintenance	\$ 2,946,048	\$ 3,061,323	\$ 3,316,728	\$ 370,680
Other Operations				
Industrial Development	915	915	915	0
Total Expenditures	<u>\$ 2,946,963</u>	<u>\$ 3,062,238</u>	<u>\$ 3,317,643</u>	<u>\$ 370,680</u>
Excess (Deficiency) of Revenues Over Expenditures	<u>\$ 71,025</u>	<u>\$ (615,927)</u>	<u>\$ (722,835)</u>	<u>\$ 793,860</u>
<b>Other Financing Sources (Uses)</b>				
Transfers Out	\$ (875,000)	\$ 0	\$ (875,000)	\$ 0
Total Other Financing Sources	<u>\$ (875,000)</u>	<u>\$ 0</u>	<u>\$ (875,000)</u>	<u>\$ 0</u>
Net Change in Fund Balance	\$ (803,975)	\$ (615,927)	\$ (1,597,835)	\$ 793,860
Fund Balance, July 1, 2024	<u>2,130,839</u>	<u>1,693,095</u>	<u>2,130,839</u>	<u>0</u>
Fund Balance, June 30, 2025	<u>\$ 1,326,864</u>	<u>\$ 1,077,168</u>	<u>\$ 533,004</u>	<u>\$ 793,860</u>

The notes to the financial statements are an integral part of this statement.

**LAWRENCE COUNTY, TENNESSEE**  
**Statement of Revenues, Expenditures, and Changes**  
**in Fund Balance - Actual and Budget**  
Highway/Public Works Fund  
**For the Year Ended June 30, 2025**

	Actual	Budgeted Amounts		Variance with Final Budget - Positive (Negative)
		Original	Final	
<b>Revenues</b>				
Local Taxes	\$ 2,072,247	\$ 2,029,028	\$ 2,029,028	\$ 43,219
Other Local Revenues	67,501	0	60,097	7,404
State of Tennessee	3,894,956	4,189,561	3,797,112	97,844
Other Governments and Citizens Groups	105,447	0	98,408	7,039
Total Revenues	<u>\$ 6,140,151</u>	<u>\$ 6,218,589</u>	<u>\$ 5,984,645</u>	<u>\$ 155,506</u>
<b>Expenditures</b>				
Other Operations				
Industrial Development	\$ 4,558	\$ 4,398	\$ 4,558	\$ 0
Highways				
Administration	320,127	350,595	352,707	32,580
Highway and Bridge Maintenance	3,957,108	3,972,186	4,277,735	320,627
Operation and Maintenance of Equipment	799,206	863,690	892,810	93,604
Other Charges	154,772	149,270	157,584	2,812
Capital Outlay	1,101,427	1,783,740	1,204,541	103,114
Total Expenditures	<u>\$ 6,337,198</u>	<u>\$ 7,123,879</u>	<u>\$ 6,889,935</u>	<u>\$ 552,737</u>
Excess (Deficiency) of Revenues Over Expenditures	<u>\$ (197,047)</u>	<u>\$ (905,290)</u>	<u>\$ (905,290)</u>	<u>\$ 708,243</u>
Net Change in Fund Balance	\$ (197,047)	\$ (905,290)	\$ (905,290)	\$ 708,243
Fund Balance, July 1, 2024	<u>1,725,852</u>	<u>994,212</u>	<u>1,725,852</u>	<u>0</u>
Fund Balance, June 30, 2025	<u>\$ 1,528,805</u>	<u>\$ 88,922</u>	<u>\$ 820,562</u>	<u>\$ 708,243</u>

The notes to the financial statements are an integral part of this statement.

**LAWRENCE COUNTY, TENNESSEE**  
**Statement of Net Position - Fiduciary Funds**  
**June 30, 2025**

	<u>Custodial Funds</u>
<b>ASSETS</b>	
Cash	\$ 1,832,616
Equity in Pooled Cash and Investments	131,470
Accounts Receivable	61,278
Due from Other Governments	1,263,193
Total Assets	<u>\$ 3,288,557</u>
<b>LIABILITIES</b>	
Accounts Payable	\$ 822
Due to Litigants, Heirs, and Others	44,776
Due to Other Taxing Units	1,269,621
Total Liabilities	<u>\$ 1,315,219</u>
<b>NET POSITION</b>	
Restricted for Individuals, Organizations and Other Governments	<u>\$ 1,973,338</u>
Total Net Position	<u><u>\$ 1,973,338</u></u>

The notes to the financial statements are an integral part of this statement.

**LAWRENCE COUNTY, TENNESSEE**  
**Statement of Changes in Net Position - Fiduciary Funds**  
**For the Year Ended June 30, 2025**

	<u>Custodial Funds</u>
<b>ADDITIONS</b>	
Sales Tax Collections for Other Governments	\$ 7,416,171
Property Tax Collections for Other Governments	185,987
Fines/Fees and Other Collections	9,047,188
Drug Task Force Collections	162,212
District Attorney General Collections	<u>13,143</u>
Total Additions	<u>\$ 16,824,701</u>
<b>DEDUCTIONS</b>	
Payment of Sales Tax Collections to Other Governments	\$ 7,416,171
Payment of Property Tax Collections to Other Governments	185,987
Payments to State	7,141,996
Payments to Cities	96,114
Payments to Individuals and Others	2,000,094
Payment of Drug Task Force Expenses	99,452
Payment of District Attorney General Expenses	<u>12,173</u>
Total Deductions	<u>\$ 16,951,987</u>
Net Increase (Decrease) in Fiduciary in Net Position	\$ (127,286)
Net Position, July 1, 2024	<u>2,100,624</u>
Net Position, June 30, 2025	<u><u>\$ 1,973,338</u></u>

The notes to the financial statements are an integral part of this statement.

---

**LAWRENCE COUNTY, TENNESSEE**  
**INDEX OF NOTES TO THE FINANCIAL STATEMENTS**

---

Note	Page(s)
<b>I. SUMMARY OF SIGNIFICANT ACCOUNTING POLICIES</b>	
A. Reporting Entity	39
B. Government-wide and Fund Financial Statements	40
C. Measurement Focus, Basis of Accounting, and Financial Statement Presentation	40
D. Assets, Liabilities, Deferred Outflows/Inflows of Resources, and Net Position/Fund Balance	
1. Deposits and Investments	42
2. Receivables and Payables	43
3. Inventories	44
4. Restricted Assets	44
5. Capital Assets	44
6. Deferred Outflows/Inflows of Resources	45
7. Compensated Absences	45
8. Long-term Debt and Long-term Obligations	46
9. Net Position and Fund Balance	46
10. Restatements	48
11. Changes To or Within the Financial Reporting Entity	48
E. Pension Plans	49
F. Other Postemployment Benefit (OPEB) Plans	49
<b>II. RECONCILIATION OF GOVERNMENT-WIDE AND FUND FINANCIAL STATEMENTS</b>	
A. Explanation of Certain Differences Between the Governmental Fund Balance Sheet and the Government-wide Statement of Net Position	50
B. Explanation of Certain Differences Between the Governmental Fund Statement of Revenues, Expenditures, and Changes in Fund Balances and the Government-wide Statement of Activities	50
<b>III. STEWARDSHIP, COMPLIANCE, AND ACCOUNTABILITY</b>	
A. Budgetary Information	50
B. County Clerk Office Employee Indicted	51
<b>IV. DETAILED NOTES ON ALL FUNDS</b>	
A. Deposits and Investments	51
B. Capital Assets	55
C. Construction Commitments	57
D. Interfund Receivables, Payables, and Transfers	58
E. Long-term Debt	58
F. Long-term Obligations	61
G. On-Behalf Payments	62
<b>V. OTHER INFORMATION</b>	
A. Risk Management	62
B. Accounting Changes	63
C. Contingent Liabilities	63
D. Landfill Closure/Postclosure Care Costs	64
E. Joint Ventures	64
F. Jointly Governed Organization	65
G. Retirement Commitments	
1. Tennessee Consolidated Retirement System (TCRS)	65
2. Deferred Compensation	77
H. Other Postemployment Benefits (OPEB)	78
I. Office of Central Accounting and Budgeting	84
J. Purchasing Laws	85
K. Subsequent Events	85

**LAWRENCE COUNTY, TENNESSEE**  
**NOTES TO THE FINANCIAL STATEMENTS**  
**For the Year Ended June 30, 2025**

**I. SUMMARY OF SIGNIFICANT ACCOUNTING POLICIES**

Lawrence County's financial statements are presented in accordance with generally accepted accounting principles (GAAP). The Governmental Accounting Standards Board (GASB) is responsible for establishing GAAP for state and local governments.

The following are the more significant accounting policies of Lawrence County:

**A. *Reporting Entity***

Lawrence County is a public municipal corporation governed by an elected 18-member board. As required by GAAP, these financial statements present Lawrence County (the primary government) and its component units. The financial statements of the Lawrence County Emergency Communications District, a component unit requiring discrete presentation, were excluded from this report due to materiality calculations; therefore, the effect of the omission did not affect the independent auditor's opinion thereon. The component units discussed below are included in the county's reporting entity because of the significance of their operational or financial relationships with the county.

**Discretely Presented Component Units** – The following entities meet the criteria for discretely presented component units of the county. They are reported in separate columns in the government-wide financial statements to emphasize that they are legally separate from the county.

The Lawrence County School Department operates the public school system in the county, and the voters of Lawrence County elect its board. The school department is fiscally dependent on the county because it may not issue debt, and its budget and property tax levy are subject to the county commission's approval. The school department's taxes are levied under the taxing authority of the county and are included as part of the county's total tax levy.

The Lawrence County Emergency Communications District provides a simplified means of securing emergency services through a uniform emergency number for the residents of Lawrence County, and the Lawrence County Commission appoints its governing body. The district is funded primarily through a service charge levied on telephone services. Before the issuance of most debt instruments, the district must obtain the county commission's approval. The financial statements of the Lawrence County Emergency Communications District were not material to the component units' opinion unit and therefore have been omitted from this report.

The Lawrence County School Department does not issue separate financial statements from those of the county. Therefore, basic financial statements of the school department are included in this report as listed in the table of contents. Complete financial statements of the Lawrence County Emergency Communications District can be obtained from its administrative office at the following address:

Administrative Office:

Lawrence County Emergency Communications District  
P.O. Box 691  
Lawrenceburg, TN 38464-0691

## ***B. Government-wide and Fund Financial Statements***

The government-wide financial statements (i.e., the Statement of Net Position and the Statement of Activities) report information on all the nonfiduciary activities of the primary government and its component units. For the most part, the effect of interfund activity has been removed from these statements. However, when applicable, interfund services provided and used between functions are not eliminated in the process of consolidation in the Statement of Activities. Governmental activities are normally supported by taxes and intergovernmental revenues. Business-type activities, which rely to a significant extent on fees and charges, are required to be reported separately from governmental activities in government-wide financial statements. However, the primary government of Lawrence County does not have any business-type activities to report. Likewise, the primary government is reported separately from certain legally separate component units for which the primary government is financially accountable. The Lawrence County School Department component unit only reports governmental activities in the government-wide financial statements.

The Statement of Activities demonstrates the degree to which the direct expenses of a given function are offset by program revenues. Direct expenses are those that are clearly identifiable with a specific function. Program revenues include (1) charges to customers or applicants who purchase, use, or directly benefit from goods, services, or privileges provided by a given function and (2) grants and contributions that are restricted to meeting the operational or capital requirements of a particular function. Taxes and other items not properly included among program revenues are reported instead as general revenues.

Lawrence County issues all debt for the discretely presented Lawrence County School Department. Net debt issues totaling \$12,700,000 were contributed by the county to the school department during the year ended June 30, 2025.

Separate financial statements are provided for governmental funds and fiduciary funds. The fiduciary funds are excluded from the government-wide financial statements. Major individual governmental funds are reported as separate columns in the fund financial statements.

## ***C. Measurement Focus, Basis of Accounting, and Financial Statement Presentation***

The government-wide financial statements are reported using the economic resources measurement focus and the accrual basis of accounting, as are the fiduciary funds financial statements. Revenues are recorded when earned, and expenses are recorded when a liability is incurred, regardless of the timing of related cash flows. Property taxes are recognized as revenues in the year for which they are levied. Grants and similar items are recognized as revenue as soon as all eligibility requirements imposed by the provider have been met.

Fund financial statements of Lawrence County are organized into funds, each of which is considered to be a separate accounting entity. Each fund is accounted for by providing a separate set of self-balancing accounts that constitute its assets, deferred outflow of resources, liabilities, deferred inflow of resources, fund balance/fund net position, revenues, and expenditures/expenses. Funds are organized into three major categories: governmental, proprietary, and fiduciary. An emphasis is placed on major funds within the governmental category. Lawrence County has no proprietary funds to report.

Separate financial statements are provided for governmental funds and fiduciary funds. Major individual governmental funds are reported as separate columns in the fund financial statements. All other governmental funds are aggregated into a single column on the fund financial statements. Fiduciary funds in total are reported in a single column.

Governmental fund financial statements are reported using the current financial resources measurement focus and the modified accrual basis of accounting. Revenues are recognized as soon as

they become both measurable and available. Revenues are considered to be available when they are collectible within the current period or soon enough thereafter to pay liabilities of the current period. For this purpose, the county considers revenues other than grants to be available if they are collected within 30 days after year-end. Grants and similar items are recognized as revenue as soon as all eligibility requirements imposed by the provider have been met and the revenues are available. Lawrence County considers grants and similar revenues to be available if they are collected within 60 days after year-end. Expenditures are generally recognized under the modified accrual basis of accounting when the related fund liability is incurred. Principal and interest on long-term debt are recognized as fund liabilities when due or when amounts have been accumulated in the General Debt Service Fund for payments to be made early in the following year.

Property taxes for the period levied, in-lieu-of tax payments, sales taxes, interest, and miscellaneous taxes are all considered to be susceptible to accrual and have been recognized as revenues of the current period. Applicable business taxes, litigation taxes, state-shared excise taxes, fines, forfeitures, and penalties are not susceptible to accrual since they are not measurable (reasonably estimable). All other revenue items are considered to be measurable and available only when the county receives cash.

Fiduciary fund financial statements are reported using the economic resources measurement focus and the accrual basis of accounting. Revenues are recognized when earned, and expenses are recorded when a liability is incurred, regardless of the timing of related cash flows. Grants and similar items are recognized as revenue as soon as all eligibility requirements imposed by the provider have been met. Fiduciary fund reporting focuses on net position and changes in net position. The fiduciary fund category includes custodial funds.

Lawrence County reports the following major governmental funds:

**General Fund** – This is the county’s primary operating fund. It accounts for all financial resources of the general government, except those required to be accounted for in another fund.

**Solid Waste/Sanitation Fund** – This special revenue fund accounts for transactions related to the disposal of Lawrence County’s solid waste. Local taxes and general service charges are the foundational revenues of this fund.

**Highway/Public Works Fund** – This special revenue fund accounts for transactions of the county’s highway department. Local and state gasoline/fuel taxes are the foundational revenues of this fund.

**General Debt Service Fund** – This fund accounts for the resources accumulated and payments made for principal and interest on long-term general obligation debt of governmental funds.

**General Capital Projects Fund** – These funds account for capital projects of the general government.

Additionally, Lawrence County reports the following fund types:

**Permanent Fund** – The Permanent Fund accounts for two private gifts received by the county for which the principal amount must remain intact while interest earned on the principal is to be expended to benefit Lawrence County’s public library. The interest earned on the fund’s investments is posted directly to the General Fund.

**Custodial Funds** – These funds account for amounts collected in a custodial capacity by the constitutional officers, local sales taxes received by the state to be forwarded to the various

cities in Lawrence County, funds held for the benefit of the Judicial District Drug Task Force and restricted revenues held for the benefit of the Office of District Attorney General.

The discretely presented Lawrence County School Department reports the following major governmental funds:

**General Purpose School Fund** – This fund is the primary operating fund for the school department. It is used to account for general operations of the school department.

**Education Capital Projects Fund** – This fund is used to account for the receipt of debt issued by Lawrence County and contributed to the school department for building construction and renovations.

Additionally, the Lawrence County School Department reports the following fund type:

**Special Revenue Funds** – These funds account for and report the proceeds of specific revenue sources that are restricted or committed to expenditure for specified purposes other than debt service or capital projects.

The school department reports a nonmajor special revenue fund (Internal School Fund) which is used to account for funds held at the individual schools for internal school use such as the purchase of supplies, school clubs, and student activities. Collections from students and school activities are the foundational revenues of this fund. The current year (FY 25) report was not available from the auditor of the Internal School Fund in time for inclusion in this report. Therefore, the prior year balances (FY 24) are presented in this report. We do not believe using the prior year balances will affect the independent auditor's opinion on the Aggregate Discretely Presented Component Units. A more detailed reporting of the fund activities at each individual school may be found on the [Tennessee Comptroller of the Treasury's website](#).

Amounts reported as program revenues include (1) charges to customers or applicants for goods, services, or privileges provided; (2) operating grants and contributions; and (3) capital grants and contributions. Internally dedicated resources are reported as general revenues rather than as program revenues. Likewise, general revenues include all taxes.

#### *D. Assets, Liabilities, Deferred Outflows/Inflows of Resources, and Net Position/Fund Balance*

##### **1. Deposits and Investments**

State statutes authorize the government to make direct investments in bonds, notes, or treasury bills of the U.S. government and obligations guaranteed by the U.S. government or any of its agencies; deposit accounts at state and federal chartered banks and savings and loan associations; repurchase agreements; the State Treasurer's Investment Pool; the State Treasurer's Intermediate Term Investment Fund; bonds of any state or political subdivision rated A or higher by any nationally recognized rating service; nonconvertible debt securities of certain federal government sponsored enterprises; and the county's own legally issued bonds or notes.

The county trustee maintains a cash and internal investment pool that is used by all funds and the discretely presented Lawrence County School Department. Each fund's portion of this pool is displayed on the balance sheets or statements of net position as Equity in Pooled Cash and Investments. Most income from these pooled investments is assigned to the General and General Debt Service funds. Lawrence County and the school department have adopted a policy of reporting U.S. Treasury obligations, U.S. agency obligations, and repurchase agreements with maturities of one year or less when purchased on the balance sheet at amortized cost. Certificates of deposit are reported at cost.

Investments in the State Treasurer's Investment Pool are reported at amortized cost using a stable net asset value. The primary oversight responsibility for the investments and operations of the State Treasurer's Investment Pool rests with the Funding Board of the State of Tennessee (Funding Board). The Funding Board has established an investment policy that is administered by the state treasurer. These policies were designed to comply with generally accepted accounting principles. In addition, state statutes require the state treasurer to administer the pool under the same terms and conditions, including collateral requirements, as prescribed for other funds invested by the state treasurer. Compliance with Funding Board policies is audited by the Tennessee Comptroller of the Treasury, Division of State Audit. The latest audit opinion issued by the Division of State Audit concluded that the State Treasurer's Investment Pool complied with accounting principles generally accepted in the United States of America.

Investments in the State Treasurer's Intermediate Term Investment Fund are reported at amortized cost using a floating net asset value. The primary oversight responsibility for the investments and operations of the State Treasurer's Intermediate Term Investment Fund rests with the Funding Board of the State of Tennessee (Funding Board). The Funding Board has established an investment policy that is administered by the state treasurer. These policies were designed to comply with generally accepted accounting principles. In addition, state statutes require the state treasurer to administer the pool under the same terms and conditions as prescribed for other funds invested by the state treasurer. Compliance with Funding Board policies is audited by the Tennessee Comptroller of the Treasury, Division of State Audit. The latest audit opinion issued by the Division of State Audit concluded that the State Treasurer's Intermediate Term Investment Fund complied with accounting principles generally accepted in the United States of America. Lawrence County had no investments in the State Treasurer's Intermediate Term Investment Fund during the year.

All other investments are reported at fair value.

## **2. Receivables and Payables**

Activity between funds for unremitted current collections outstanding at the end of the fiscal year is referred to as due to/from other funds.

All ambulance, property taxes, and solid waste receivables are shown with an allowance for uncollectible. Ambulance and solid waste receivables allowance for uncollectible is based on historical collection data. The allowance for uncollectible property taxes is less than one percent of total taxes levied.

Property taxes receivable are recognized as of the date an enforceable legal claim to the taxable property arises. This date is January 1 and is referred to as the lien date. However, revenues from property taxes are recognized in the period for which the taxes are levied, which is the ensuing fiscal year. Since the receivable is recognized before the period of revenue recognition, the entire amount of the receivable, less an estimated allowance for uncollectible taxes, is reported as a deferred inflow of resources as of June 30.

Property taxes receivable are also reported as of June 30 for the taxes that are levied, collected, and reported as revenue during the current fiscal year. These property taxes receivable are presented on the balance sheet as a deferred inflow of resources to reflect amounts not available as of June 30. Property taxes collected within 30 days of year-end are considered available and accrued. The allowance for uncollectible taxes represents the estimated amount of the receivable that will be filed in court for collection. Delinquent taxes filed in court for collection are not included in taxes receivable since they are neither measurable nor available.

Property taxes are levied as of the first Monday in October. Taxes become delinquent and begin accumulating interest and penalty the following March 1. Suit must be filed in Chancery Court between the following February 1 to April 1 for any remaining unpaid taxes. Additional costs attach to delinquent taxes after a court suit has been filed.

Retainage payable in the discretely presented Lawrence County School Department's Education Capital Projects Fund represents amounts withheld from payments made on construction contracts pending completion of the projects. These amounts are held by the county trustee as Equity in Pooled Cash and Investments in the Education Capital Projects Fund.

### **3. Inventories**

Inventories of the discretely presented Lawrence County School Department are recorded at cost, determined on the first-in, first-out method. Inventories of governmental funds are recorded as expenditures when consumed rather than when purchased. Inventories are offset in the nonspendable fund balance account in governmental funds.

### **4. Restricted Assets**

Restricted assets consist of amounts held in a pension stabilization trust by the Tennessee Consolidated Retirement System (TCRS) for the benefit of the discretely presented Lawrence County School Department's Teacher Retirement Plan. The purpose of this trust is to accumulate funds to provide stabilization (smoothing) of retirement costs to the school system in times of fluctuating investment returns and market downturns. These funds are held and invested by TCRS pursuant to an irrevocable agreement and may only be used for the benefit of the Lawrence County School Department to fund retirement benefits upon approval of the TCRS Board of Directors. To date, the Lawrence County School Department has not withdrawn any funds from the trust to pay pension costs. Trust documents provide that the funds are not subject to the claims of general creditors of the school department.

### **5. Capital Assets**

Governmental funds do not capitalize the cost of capital outlays; these funds report capital outlays as expenditures upon acquisition.

Capital assets, which include property, plant, equipment, and infrastructure assets (e.g., roads, bridges, and similar items), are reported in the governmental column in the government-wide financial statements. Capital assets are defined by the primary government as assets with an initial, individual cost of \$10,000 (bridge infrastructure \$50,000) or more and an estimated useful life of more than two years. Capital assets are defined by the school department as assets with an initial, individual cost of \$100,000 and an estimated useful life of more than one year. Such assets are recorded at historical cost or estimated historical cost if purchased or constructed. Donated capital assets are recorded at acquisition value at the date of donation.

The costs of normal maintenance and repairs that do not add to the value of the asset or materially extend assets' lives are not capitalized.

Major outlays for capital assets and improvements are capitalized as projects are constructed.

Property, plant, equipment, and infrastructure of the primary government and the discretely presented school department are depreciated using the straight-line method over the following estimated useful lives:

Assets	Years
Buildings and Improvements	25 - 40
Other Capital Assets	5 - 10
Infrastructure:	
Roads	10 - 25
Bridges	25

## 6. Deferred Outflows/Inflows of Resources

In addition to assets, the Statement of Net Position will sometimes report a separate section for deferred outflows of resources. This separate financial statement element, deferred outflows of resources, represents a consumption of net assets that applies to a future period(s) and so will not be recognized as an outflow of resources (expense/expenditure) until then. The government has items that qualify for reporting in this category. Accordingly, the items are reported in the government-wide Statement of Net Position. These items are for a deferred charge on refunding, pension and OPEB changes in experience, pension and OPEB changes in assumptions, pension and OPEB changes in proportionate share, and employer contributions made to the pension and OPEB plans after the measurement date. A deferred charge on refunding results from the difference in the carrying value of refunded debt and its reacquisition price. This amount is deferred and amortized over the shorter of the life of the refunded or refunding debt.

In addition to liabilities, the Statement of Net Position will sometimes report a separate section for deferred inflows of resources. This separate financial statement element, deferred inflows of resources, represents an acquisition of net assets that applies to a future period(s) and so will not be recognized as an inflow of resources (revenue) until that time. The government has items that qualify for reporting in this category. Accordingly, the items are reported in the government-wide Statement of Net Position and the governmental funds Balance Sheet. These items are from the following sources: current and delinquent property taxes, pension and OPEB changes in experience, pension and OPEB changes in proportionate share, OPEB changes in assumptions, pension changes in investment earnings, and various receivables for revenues which do not meet the availability criteria for governmental funds. These amounts are deferred and recognized as an inflow of resources in the period that the amounts become available.

## 7. Compensated Absences

### Primary Government

It is the county's policy to permit employees to accumulate earned but unused vacation (capped based on years of service), compensatory time, and sick pay benefits. All vacation and compensatory time are accrued when incurred in the government-wide financial statements. Only a portion of the unpaid accumulated sick leave is accrued. The criteria for accrual includes a "more likely than not," to be used or paid. Since Lawrence County does not have a policy to pay any amounts when employees separate from service with the government, only the portion of sick leave "more likely than not" expected to be used is accrued in the government-wide financial statements. Sick leave expected to be credited to TCRS service is not accrued. A liability for vacation pay, compensatory time, and sick leave is reported in governmental funds only if amounts have matured, for example, as a result of employee resignations and retirements and payable under the county's policies.

## **Discretely Presented Lawrence County School Department**

The general policy of the school department does not allow for the accumulation of vacation days beyond year-end with the exception of central office and bus/building maintenance employees who earn 12 to 18 days of vacation per year based upon years of service and can accumulate up to 20 days accrued leave. It is the school department's policy to permit all employees to earn two personal days per year and to carry forward no more than four unused personal days to the next year. The school department permits employees to accumulate an unlimited amount of but earned unused sick pay benefits. Any unused sick leave can only be used as service credit upon separation from service. Only a portion of the unpaid accumulated sick leave is accrued. The criteria for accrual includes a "more likely than not," to be used or paid. Since the school department does not have a policy to pay any amounts when employees separate from service with the government, only the portion of sick leave "more likely than not" expected to be used is accrued in the government-wide financial statements. Sick leave expected to be credited to TCRS service is not accrued. A liability for vacation pay, personal days, and sick leave is reported in governmental funds only if amounts have matured, for example, as a result of employee resignations and retirements and payable under the school department's policies.

### **8. Long-term Debt and Long-term Obligations**

In the government-wide financial statements, long-term debt and other long-term obligations are reported as liabilities in the applicable governmental activities Statement of Net Position. Debt premiums and discounts are deferred and are amortized over the life of the new debt using the straight-line method. Debt issuance costs are expensed in the period incurred. In refunding transactions, the difference between the reacquisition price and the net carrying amount of the old debt is reported as a deferred outflow of resources or a deferred inflow of resources and recognized as a component of interest expense in a systematic and rational manner over the remaining life of the refunded debt or the life of the new debt issued, whichever is shorter.

In the fund financial statements, governmental funds recognize debt premiums and discounts, as well as debt issuance costs, during the current period. The face amount of debt issued is reported as other financing sources. Premiums received on debt issuances are reported as other financing sources, while discounts on debt issuances are reported as other financing uses. Issuance costs, whether or not withheld from the actual debt proceeds received, are reported as debt service expenditures.

Only the matured portion (the portion that has come due for payment) of long-term indebtedness, including bonds payable and unamortized premium on debt, is recognized as a liability and expenditure in the governmental fund financial statements. Liabilities and expenditures for other long-term obligations, including compensated absences, other postemployment benefits, and landfill closure/postclosure care costs, are recognized to the extent that the liabilities have matured (come due for payment) each period.

### **9. Net Position and Fund Balance**

In the government-wide financial statements, equity is classified as net position and displayed in three components:

- a. Net investment in capital assets – Consists of capital assets, including restricted capital assets, net of accumulated depreciation and reduced by the outstanding balances of any bonds, mortgages, notes, or other borrowings that are attributable to the acquisition, construction, or improvement of those assets.

- b. Restricted net position – Consists of net position with constraints placed on the use either by (1) external groups such as creditors, grantors, contributors, or laws or regulations of other governments or (2) law through constitutional provisions or enabling legislation.
- c. Unrestricted net position – All other net position that does not meet the definition of restricted or net investment in capital assets.

As of June 30, 2025, Lawrence County had \$37,462,679 in outstanding debt for capital purposes for the discretely presented Lawrence County School Department. This debt is a liability of Lawrence County, but the capital assets acquired are reported in the financial statements of the school department. Therefore, Lawrence County has incurred a liability significantly decreasing its unrestricted net position with no corresponding increase in the county's capital assets.

It is the county's policy that restricted amounts would be reduced first followed by unrestricted amounts when expenditures are incurred for purposes for which both restricted and unrestricted fund balance is available. Also, it is the county's policy that committed amounts would be reduced first, followed by assigned amounts, and then unassigned amounts when expenditures are incurred for purposes for which amounts in any of these unrestricted fund balance classifications could be used.

In the fund financial statements, governmental funds report fund balance in classifications that comprise a hierarchy based primarily on the extent to which the government is bound to honor constraints on the specific purposes for which amounts in these funds can be spent. These classifications may consist of the following:

Nonspendable Fund Balance – includes amounts that cannot be spent because they are either (a) not in spendable form or (b) legally or contractually required to be maintained intact.

Restricted Fund Balance – includes amounts that have constraints placed on the use of the resources that are either (a) externally imposed by creditors, grantors, contributors or laws and regulations of other governments or (b) imposed by law through constitutional provisions or enabling legislation.

Committed Fund Balance – includes amounts that can only be used for specific purposes pursuant to constraints imposed by formal resolutions of the county commission, the county's highest level of decision-making authority and the Board of Education, the school department's highest level of decision-making authority, and shall remain binding unless removed in the same manner.

Assigned Fund Balance – includes amounts that are constrained by the county's intent to be used for specific purposes but are neither restricted nor committed (excluding stabilization arrangements). The county commission has by resolution authorized the county's Budget Committee to make assignments for the general government. The Board of Education makes assignments for the school department.

Unassigned Fund Balance – the residual classification of the General and General Purpose School funds. This classification represents fund balance that has not been assigned to other funds and has not been restricted, committed, or assigned to specific purposes within the General and General Purpose School funds. In the other governmental funds, funds expended that exceed the amounts that are restricted, committed, and assigned are reported as negative unassigned fund balance.

**10. Restatements**

With the implementation of GASB Statement 101, *Compensated Absences*, Lawrence County must recognize a restatement to the beginning net position in the Government-wide financial statements for the primary government and the discretely presented Lawrence County School Department to record compensated absences liabilities. A restatement of (\$115,128) has been presented to reflect the beginning balance of the primary government and (\$580,207) for the discretely presented Lawrence County School Department. The following table reflects the restatement amounts necessary to implement this standard:

	Government Wide - Governmental Activities	
	Governmental Activities	Discretely Presented Lawrence County School Department
Net Position, as previously reported	\$ 33,664,736	\$ 97,114,728
Adjustments for GASB 101 Implementation:		
Compensated Absences Liability	(115,128)	(580,207)
Net Change in Beginning Net Position	\$ (115,128)	\$ (580,207)
 Net Position, June 30, 2024 Restated	 \$ 33,549,608	 \$ 96,534,521

**11. Changes To or Within the Financial Reporting Entity**

**Changes in Major Fund Classification**

Fund classifications are evaluated annually in accordance with the criteria established in GASB Statement No. 34. During fiscal year 2025, the following funds experienced changes in major fund status:

The General Capital Projects Fund met the criteria for major fund classification and is presented as a major governmental fund. Prior-year amounts, previously included within the Nonmajor Governmental Funds column, have been restated to reflect this fund as major.

In the discretely presented Lawrence County School Department, the Education Capital Projects Fund met the criteria for major fund classification and is presented as a major governmental fund. Prior year amounts, previously included within the Nonmajor Governmental Funds column, have been restated to reflect this fund as major. The School Federal Projects Fund no longer met the quantitative thresholds and is presented as a nonmajor governmental fund. Prior-year amounts have been restated to reflect the fund within the Nonmajor Governmental Funds column.

These presentation changes are reported retrospectively in accordance with GASB Statement No. 100 and do not affect the previously reported total governmental fund balances or changes in fund balances.

	7-1-24 As Previously Reported	Change To or Within the Financial Reporting Entity	7-1-24 As Restated
<b>Primary Government</b>			
Governmental Funds			
Major Fund:			
General Capital Projects	\$ 0	\$ 3,262,482	\$ 3,262,482
Nonmajor Funds	3,921,784	(3,262,482)	659,302
Total Governmental Funds	<u>\$ 3,921,784</u>	<u>\$ 0</u>	<u>\$ 3,921,784</u>
<b>Discretely Presented Lawrence County School Department</b>			
Major Funds:			
School Federal Projects	\$ 1,593,002	\$ (1,593,002)	\$ 0
Education Capital Projects	0	700,000	700,000
Nonmajor Funds	5,925,951	893,002	6,818,953
Total Governmental Funds Discretely Presented Lawrence County School Department	<u>\$ 7,518,953</u>	<u>\$ 0</u>	<u>\$ 7,518,953</u>

**E. Pension Plans**

**Primary Government**

For purposes of measuring the net pension liability, deferred outflows of resources and deferred inflows of resources related to pensions, and pension expense, information about the fiduciary net position of Lawrence County's participation in the Public Employee Pension Plan of the Tennessee Consolidated Retirement System (TCRS), and additions to/deductions from Lawrence County's fiduciary net position have been determined on the same basis as they are reported by the TCRS for the Public Employee Pension Plan. For this purpose, benefits (including refunds of employee contributions) are recognized when due and payable in accordance with the benefit terms of the Public Employee Pension Plan of TCRS. Investments are reported at fair value.

**Discretely Presented Lawrence County School Department**

For purposes of measuring the net pension liability, deferred outflows of resources and deferred inflows of resources related to pensions, and pension expense, information about the fiduciary net position of the Teacher Retirement Plan and the Teacher Legacy Pension Plan in the Tennessee Consolidated Retirement System, and additions to/deductions from fiduciary net position have been determined on the same basis as they are reported by the TCRS. For this purpose, benefits (including refunds of employee contributions) are recognized when due and payable in accordance with the benefit terms of the Teacher Retirement Plan and the Teacher Legacy Pension Plan. Investments are reported at fair value.

**F. Other Postemployment Benefit (OPEB) Plans**

**Primary Government**

For purposes of measuring the net OPEB liability, deferred outflows of resources and deferred inflows of resources related to OPEB, and OPEB expense, have been determined on the same basis as they are reported by Lawrence County. For this purpose, Lawrence County recognizes benefit payments

when due and payable in accordance with benefit terms. Lawrence County's OPEB plan is not administered through a trust.

#### **Discretely Presented Lawrence County School Department**

For purposes of measuring the net OPEB liability, deferred outflows of resources and deferred inflows of resources related to OPEB, and OPEB expense, have been determined on the same basis as they are reported by Lawrence County School Department. For this purpose, the school department recognizes benefit payments when due and payable in accordance with benefit terms. The school department's OPEB plan is not administered through a trust.

## **II. RECONCILIATION OF GOVERNMENT-WIDE AND FUND FINANCIAL STATEMENTS**

### **A. *Explanation of certain differences between the governmental fund Balance Sheet and the government-wide Statement of Net Position***

#### **Primary Government**

Exhibit C-2 includes explanations of the nature of individual elements of items required to reconcile the balance sheet of governmental funds with the government-wide Statement of Net Position.

#### **Discretely Presented Lawrence County School Department**

Exhibit I-3 includes explanations of the nature of individual elements of items required to reconcile the balance sheet of governmental funds with the government-wide Statement of Net Position.

### **B. *Explanation of certain differences between the governmental fund Statement of Revenues, Expenditures, and Changes in Fund Balances and the government-wide Statement of Activities***

#### **Primary Government**

Exhibit C-4 includes explanations of the nature of individual elements of items required to reconcile the net change in fund balances – total governmental funds with the change in net position of governmental activities reported in the government-wide Statement of Activities.

#### **Discretely Presented Lawrence County School Department**

Exhibit I-5 includes explanations of the nature of individual elements of items required to reconcile the net change in fund balances – total governmental funds with the change in net position of governmental activities reported in the government-wide Statement of Activities.

## **III. STEWARDSHIP, COMPLIANCE, AND ACCOUNTABILITY**

### **A. *Budgetary Information***

Annual budgets are adopted on a basis consistent with generally accepted accounting principles (GAAP) for all governmental funds except the Constitutional Officers - Fees Fund and the school department's Internal School Fund (special revenue funds), which are not budgeted. All annual appropriations lapse at fiscal year-end.

The county is required by state statute to adopt annual budgets. Annual budgets are prepared on the basis in which current available funds must be sufficient to meet current expenditures. Expenditures and encumbrances may not legally exceed appropriations authorized by the county commission and any authorized revisions. Unencumbered appropriations lapse at the end of each fiscal year.

The budgetary level of control is at the major category level established by the County Uniform Chart of Accounts, as prescribed by the Comptroller of the Treasury of the State of Tennessee. Major categories are at the department level (examples of General Fund major categories: County Commission, Beer Board, County Mayor/Executive, County Attorney, etc.). Management may make revisions within major categories, but only the county commission may transfer appropriations between major categories. During the year, several supplementary appropriations were necessary.

The county's budgetary basis of accounting is consistent with GAAP, except instances in which encumbrances are treated as budgeted expenditures. The difference between the budgetary basis and GAAP basis is presented on the face of each budgetary schedule.

On June 30, 2025, the discretely presented Lawrence County School Department reported the following significant encumbrances:

Funds	Amount
School Department:	
Major Funds:	
General Purpose School	\$ 1,654,964
Education Capital Projects	2,384,292

***B. County Clerk Office Employee Indicted***

As the result of an investigation by the Tennessee Department of Revenue, an employee of the County Clerk’s Office was indicted on April 24, 2025, by the Lawrence County Grand Jury on one count of sales tax evasion. This charge resulted from the employee underreporting the value of a personal vehicle they purchased. The employee was placed on administrative leave following the indictment and resigned on November 20, 2025. The matter is still pending as of the date of this report.

**IV. DETAILED NOTES ON ALL FUNDS**

***A. Deposits and Investments***

Lawrence County and the Lawrence County School Department participate in an internal cash and investment pool through the Office of Trustee. The county trustee is the treasurer of the county and in this capacity is responsible for receiving, disbursing, and investing most county funds. Each fund's portion of this pool is displayed on the balance sheets or statements of net position as Equity in Pooled Cash and Investments. Cash and investments reflected on the balance sheets or statements of net position represent(s) nonpooled amounts held separately by individual funds.

**Deposits**

**Legal Provisions.** All deposits with financial institutions must be secured by one of three methods. One method involves financial institutions that participate in the bank collateral pool administered by the state treasurer. Participating banks determine the aggregate balance of their public fund accounts for the State of Tennessee and its political subdivisions. The amount of collateral required to secure these public deposits must equal at least 90 percent of the average daily balance of public deposits held. Collateral securities required to be pledged by the participating banks to protect their public fund accounts are pledged to the state treasurer on behalf of the bank collateral pool. The securities pledged to protect these accounts are pledged in the aggregate rather than against each account. The members of the pool may be required by agreement to pay an assessment to cover any deficiency. Under this additional assessment agreement, public fund accounts covered by the pool are considered to be insured for purposes of credit risk disclosure.

For deposits with financial institutions that do not participate in the bank collateral pool, state statutes require that all deposits be collateralized with collateral whose fair value is equal to 105 percent of the uninsured amount of the deposits. The collateral must be placed by the depository bank in an escrow account in a second bank for the benefit of the county.

In addition, counties may invest in FDIC insured certificates of deposit. The deposit is first made in a bank or savings and loan association, selected by the government entity, with a branch in the state of Tennessee that is authorized to accept county deposits (the depository bank). The depository bank then arranges for the transfer of the moneys into one or more federally insured banks or savings and loan associations, wherever located (secondary depositories), for the account of the county. In turn, the depository bank receives funds from customers of the secondary depositories equal to or greater than the amount initially invested by the county. The balance of county funds with each secondary depository must not exceed FDIC insurance limits so that all funds are fully insured. Under this program, the trustee must provide the depository bank with a listing of all banks and savings and loan associations holding county funds under the same federal employer identification number (FEIN). To prevent deposits from exceeding FDIC coverage, the depository bank is prohibited from using any of those listed banks or savings and loan associations as secondary depositories. The use of this program must be approved by the county investment committee or finance committee as appropriate for the specific county. Further, the investment committee or finance committee must establish policies and procedures for the investments, including the establishment of controls to ensure that full FDIC insurance coverage is obtained. Service providers used by depositories must be approved by the state treasurer upon concurrence by the commissioner of financial institutions and finance and administration. There are currently only two eligible programs that have been approved by the state treasurer: the Certificate of Deposit Account Registry Service (CDARS) and the Insured Cash Sweep (ICS), which operate through IntraFi Network, LLC.

## **Investments**

**Legal Provisions.** Counties are authorized to make direct investments in bonds, notes, or treasury bills of the U.S. government and obligations guaranteed by the U.S. government or any of its agencies; deposits at state and federal chartered banks and savings and loan associations; bonds of any state or political subdivision rated A or higher by any nationally recognized rating service; nonconvertible debt securities of certain federal government sponsored enterprises; and the county's own legally issued bonds or notes. These investments may not have a maturity greater than two years. The county may make investments with longer maturities if various restrictions set out in state law are followed. Counties are also authorized to make investments in the State Treasurer's Investment Pool, the State Treasurer's Intermediate Term Investment Fund, and in repurchase agreements. The primary oversight responsibility for the investments and operations of the State Treasurer's Investment Pool rests with the Funding Board of the State of Tennessee (Funding Board). The Funding Board has established an investment policy that is administered by the state treasurer. Investments in the State Treasurer's Investment Pool are reported both by the pool and the county at amortized cost using a stable net asset value. The primary oversight responsibility for the investments and operations of the Intermediate Term Investment Fund rests with the Funding Board of the State of Tennessee (Funding Board). The Funding Board has established an investment policy that is administered by the state treasurer. Investments in the Intermediate Term Investment Fund are reported both by the pool and the county at amortized cost using a floating net asset value. Repurchase agreements must be approved by the state Comptroller's Office and executed in accordance with procedures established by the State Funding Board. Securities purchased under a repurchase agreement must be obligations of the U.S. government or obligations guaranteed by the U.S. government or any of its agencies. When repurchase agreements are executed, the purchase of the securities must be priced at least two percent below the fair value of the securities on the day of purchase.

**Investment Balances.** As of June 30, 2025, Lawrence County had the following investments carried at fair value within the fair value hierarchy established by generally accepted accounting principles.

Except for the investment in State of Tennessee bonds, all investments are in the county trustee's investment pool. Separate disclosures concerning pooled investments cannot be made for Lawrence County and the discretely presented Lawrence County School Department since both pool their deposits and investments through the county trustee.

Investment	Weighted Average Maturity	Maturities	Fair Value or Amortized Cost
Investments at Amortized Cost:			
State Treasurer's Investment Pool	1 to 45 days	N/A	\$ 43,526,708
Investments at Fair Value:			
U.S. Treasury Bills	N/A	various	<u>15,269,292</u>
Total			<u><u>\$ 58,796,000</u></u>

Investment by Fair Value Level	Fair Value 6-30-25	Fair Value Measurements Using		
		Quoted Prices in Active Markets for Identical Assets (Level 1)	Significant Other Observable Inputs (Level 2)	Significant Unobservable Inputs (Level 3)
U.S. Treasury Bills	\$ 15,269,292	\$ 15,269,292	\$ 0	\$ 0

Fair value investments classified at Level 1 of the fair value hierarchy are valued using prices quoted in active markets for those securities. Fair value investments classified as Level 2 of the fair value hierarchy are valued using the active market rates for the underlying securities. Fair value investments classified as Level 3 of the fair value hierarchy are valued using non-observable inputs.

**Interest Rate Risk.** Interest rate risk is the risk that changes in interest rates will adversely affect the fair value of an investment. State statutes limit the maturities of certain investments as previously disclosed. Lawrence County does not have a formal investment policy that limits investment maturities as a means of managing its exposure to fair value losses arising from increasing interest rates.

**Credit Risk.** Credit risk is the risk that an issuer or other counterparty to an investment will not fulfill its obligations. State statutes limit the ratings of certain investments, as previously explained. Lawrence County has no investment policy that would further limit its investment choices. As of June 30, 2025, Lawrence County's investment in the State Treasurer's Investment Pool was unrated.

Further information concerning the legal provisions, investment policies, investment types, and credit risks for the State Treasurer's Investment Pool can be obtained by reviewing the [State of Tennessee Annual Comprehensive Financial Report](#).

### **TCRS Stabilization Trust**

**Legal Provisions.** The Lawrence County School Department is a member of the Tennessee Consolidated Retirement System (TCRS) Stabilization Reserve Trust. The school department has placed funds into the irrevocable trust as authorized by statute under *Tennessee Code Annotated (TCA)*, Title 8, Chapters 34-37. The TCRS Board of Trustees is responsible for the proper operation and administration of the trust. Funds of trust members are held and invested in the name of the trust for

the benefit of each member. Each member's funds are restricted for the payment of retirement benefits of that member's employees. Trust funds are not subject to the claims of general creditors of the school department.

The trust is authorized to make investments as directed by the TCRS Board of Trustees. The Lawrence County School Department may not impose any restrictions on investments placed by the trust on their behalf. It is the intent of the plan trustees to allocate these funds in the future to offset pension costs.

On June 30, 2025, the Lawrence County School Department had the following investments held by the trust on its behalf. These funds are recognized as restricted assets in the General Purpose School Fund of the school department.

Investment	Weighted Average Maturity (days)	Maturities	Fair Value
Investments at Fair Value:			
U.S. Equity	N/A	N/A	\$ 253,524
Developed Market International Equity	N/A	N/A	114,495
Emerging Market International Equity	N/A	N/A	32,713
U.S. Fixed Income	N/A	N/A	163,564
Real Estate	N/A	N/A	81,782
Short-term Securities	N/A	N/A	8,178
NAV - Private Equity and Strategic Lending	N/A	N/A	163,564
Total			\$ 817,818

For further information concerning the legal provisions, investment policies, investment types, and credit risks of the school department's investments with the TCRS Stabilization Reserve Trust, audited financial statements of the Tennessee Consolidated Retirement System may be obtained on the [Tennessee Department of Treasury website](#).

**B. Capital Assets**

Capital assets activity for the year ended June 30, 2025, was as follows:

**Primary Government**

**Governmental Activities:**

	Balance 7-1-24	Increases	Decreases	Balance 6-30-25
Capital Assets Not Depreciated:				
Land	\$ 1,315,719	\$ 213,067	\$ 0	\$ 1,528,786
Construction in Progress	0	301,999	0	301,999
<b>Total Capital Assets Not Depreciated</b>	<b>\$ 1,315,719</b>	<b>\$ 515,066</b>	<b>\$ 0</b>	<b>\$ 1,830,785</b>
Capital Assets Depreciated:				
Buildings and Improvements	\$ 45,751,297	\$ 86,734	\$ (82,839)	\$ 45,755,192
Infrastructure	83,804,662	171,082	(17,453)	83,958,291
Other Capital Assets	18,491,050	2,020,588	(1,590,955)	18,920,683
<b>Total Capital Assets Depreciated</b>	<b>\$ 148,047,009</b>	<b>\$ 2,278,404</b>	<b>\$ (1,691,247)</b>	<b>\$ 148,634,166</b>
Less Accumulated Depreciation For:				
Buildings and Improvements	\$ 12,752,857	\$ 1,128,572	\$ (52,499)	\$ 13,828,930
Infrastructure	77,077,123	1,704,888	(17,453)	78,764,558
Other Capital Assets	12,594,613	1,366,705	(1,405,329)	12,555,989
<b>Total Accumulated Depreciation</b>	<b>\$ 102,424,593</b>	<b>\$ 4,200,165</b>	<b>\$ (1,475,281)</b>	<b>\$ 105,149,477</b>
<b>Total Capital Assets Depreciated, Net</b>	<b>\$ 45,622,416</b>	<b>\$ (1,921,761)</b>	<b>\$ (215,966)</b>	<b>\$ 43,484,689</b>
<b>Governmental Activities Capital Assets, Net</b>	<b>\$ 46,938,135</b>	<b>\$ (1,406,695)</b>	<b>\$ (215,966)</b>	<b>\$ 45,315,474</b>

Depreciation expense was charged to functions of the primary government as follows:

**Governmental Activities:**

General Government	\$	1,108,782
Finance		16,831
Administration of Justice		10,918
Public Safety		351,836
Public Health and Welfare		645,064
Social, Cultural, and Recreational Services		63,178
Agriculture and Natural Resources		2,662
Highways		<u>2,000,894</u>
Total Depreciation Expense - Governmental Activities	\$	<u><u>4,200,165</u></u>

**Net Investment in Capital Assets**

---

Capital Assets	\$	45,315,474
Add:		
Capital borrowings related to unspent bond proceeds		7,730,674
Unamortized balance of capital-related deferred outflows of resources		98,307
Less:		
Outstanding principal of capital debt and other capital borrowings		(15,239,895)
Outstanding principal balance of debt and other borrowing used to refund capital-related debt		(11,158,250)
Unamortized balance of original issue premiums on outstanding capital-related debt		<u>(518,717)</u>
Net Investment in Capital Assets	\$	<u><u>26,227,593</u></u>

**Discretely Presented Lawrence County School Department**

**Governmental Activities:**

	Balance 7-1-24	Increases	Decreases	Balance 6-30-25
Capital Assets Not Depreciated:				
Land	\$ 1,604,544	\$ 377,425	\$ 0	\$ 1,981,969
Construction in Progress	2,743,257	3,992,911	(2,249,158)	4,487,010
<b>Total Capital Assets Not Depreciated</b>	<b>\$ 4,347,801</b>	<b>\$ 4,370,336</b>	<b>\$ (2,249,158)</b>	<b>\$ 6,468,979</b>
Capital Assets Depreciated:				
Buildings and Improvements	\$ 95,430,786	\$ 3,075,594	\$ 0	\$ 98,506,380
Other Capital Assets	21,084,744	1,511,836	(324,845)	22,271,735
<b>Total Capital Assets Depreciated</b>	<b>\$ 116,515,530</b>	<b>\$ 4,587,430</b>	<b>\$ (324,845)</b>	<b>\$ 120,778,115</b>
Less Accumulated Depreciation For:				
Buildings and Improvements	\$ 42,798,023	\$ 2,407,942	\$ 0	\$ 45,205,965
Other Capital Assets	14,035,959	1,603,982	(324,845)	15,315,096
<b>Total Accumulated Depreciation</b>	<b>\$ 56,833,982</b>	<b>\$ 4,011,924</b>	<b>\$ (324,845)</b>	<b>\$ 60,521,061</b>
<b>Total Capital Assets Depreciated, Net</b>	<b>\$ 59,681,548</b>	<b>\$ 575,506</b>	<b>\$ 0</b>	<b>\$ 60,257,054</b>
<b>Governmental Activities Capital Assets, Net</b>	<b>\$ 64,029,349</b>	<b>\$ 4,945,842</b>	<b>\$ (2,249,158)</b>	<b>\$ 66,726,033</b>

Depreciation expense was charged to functions of the discretely presented Lawrence County School Department as follows:

**Governmental Activities:**

Instruction	\$ 2,569,570
Support Services	1,297,306
Operation of Non-instructional Services	145,048
<b>Total Depreciation Expense - Governmental Activities</b>	<b>\$ 4,011,924</b>

**C. Construction Commitments**

On June 30, 2025, Lawrence County had uncompleted construction contracts of approximately \$3,564,184 in the General Capital Projects Fund for a water mapping study project. Funding for this future expenditure is expected to be received from federal grants.

On June 30, 2025, the school department had uncompleted construction contracts of approximately \$660,024 in the Education Capital Projects Fund for Summertown High School Sports Facility. Funding has been received for these future expenditures.

**D. Interfund Receivables, Payables, and Transfers**

The composition of interfund balances as of June 30, 2025, was as follows:

**Due to/from Other Funds:**

Receivable Fund	Payable Fund	Amount
Primary Government: General	Solid Waste/Sanitation	\$ 875,000

This balance resulted from the time lag between the dates that interfund goods and services are provided or reimbursable expenditures occur and payments between funds are made.

**Interfund Transfers:**

Interfund transfers for the year ended June 30, 2025, consisted of the following amounts:

**Primary Government**

Transfer Out	Transfer In	
	General Fund	Purpose
Solid Waste/Sanitation	\$ 875,000	Operations

**Discretely Presented Lawrence County School Department**

Transfers Out	Transfers In		
	General Purpose School Fund	Education Capital Projects Fund	Purpose
General Purpose School Fund	\$ 0	\$ 982,950	Capital expenditures
Nonmajor governmental funds	195,827	0	Indirect cost
Total	\$ 195,827	\$ 982,950	

Transfers are used to move revenues from the fund that statute or budget requires to collect them to the fund that statute or budget requires to expend them and to use unrestricted revenues collected in the General Fund to finance various programs accounted for in other funds in accordance with budgetary authorizations.

**E. Long-term Debt**

**Primary Government**

**General Obligation Bonds, Notes and Other Loans**

**General Obligation Bonds** – Lawrence County issues general obligation bonds to provide funds for the acquisition and construction of major capital facilities for the primary government and the

discretely presented school department. In addition, general obligation bonds have been issued to refund other general obligation bonds. General obligation bonds are direct obligations and pledge the full faith, credit, and taxing authority of the government. General obligation bonds were issued for original terms of up to 25 years. Repayment terms are generally structured with increasing amounts of principal maturing as interest requirements decrease over the term of the debt. All bonds included in long-term debt as of June 30, 2025, will be retired from the General Debt Service Fund.

***Direct Borrowing and Direct Placements*** – Lawrence County issues other loans to provide funds for the acquisition and construction of major capital facilities and other capital outlay purchases, such as equipment, for the primary government and the discretely presented school department. Capital outlay notes are also issued to fund capital facilities and other capital outlay purchases, such as equipment. Capital outlay notes and other loans are direct obligations and pledge the full faith, credit, and taxing authority of the government. Capital outlay notes and other loans outstanding were issued for original terms of up to 12 years for notes and up to 13 years for other loans. Repayment terms are generally structured with increasing amounts of principal maturing as interest requirements decrease over the term of the debt. All notes and other loans included in long-term debt as of June 30, 2025, will be retired from the General Debt Service Fund.

General obligation bonds, capital outlay notes, and other loans outstanding as of June 30, 2025, for governmental activities are as follows:

Type	Interest Rate	Final Maturity	Original Amount of Issue	Balance 6-30-25
General Obligation Bonds	1.6 to 3.96 %	3-1-49	\$ 57,075,000	\$ 47,645,000
General Obligation Bonds - Refunding	1.26 to 2.7	4-1-37	24,465,000	12,390,000
Direct Borrowing and Direct Placement:				
Capital Outlay Notes	1.83 to 4.8	3-1-28	5,500,000	1,880,000
Other Loans - Fixed rate	1.5	11-1-32	3,044,529	1,945,824

The annual requirements to amortize all general obligation bonds, notes, and other loans outstanding as of June 30, 2025, including interest payments, are presented in the following tables:

Year Ending June 30	Bonds		
	Principal	Interest	Total
2026	\$ 3,850,000	\$ 2,004,791	\$ 5,854,791
2027	3,345,000	1,889,788	5,234,788
2028	3,460,000	1,777,061	5,237,061
2029	3,360,000	1,662,603	5,022,603
2030	3,480,000	1,546,462	5,026,462
2031-2035	15,745,000	6,064,394	21,809,394
2036-2040	10,885,000	3,858,788	14,743,788
2041-2045	10,890,000	2,061,707	12,951,707
2046-2049	5,020,000	523,452	5,543,452
Total	\$ 60,035,000	\$ 21,389,046	\$ 81,424,046

Year Ending June 30	Notes - Direct Placement		
	Principal	Interest	Total
2026	\$ 710,000	\$ 70,065	\$ 780,065
2027	740,000	44,031	784,031
2028	430,000	20,640	450,640
Total	\$ 1,880,000	\$ 134,736	\$ 2,014,736

Year Ending June 30	Other Loans - Direct Placement		
	Principal	Interest	Total
2026	\$ 249,912	\$ 27,132	\$ 277,044
2027	253,692	23,352	277,044
2028	257,520	19,524	277,044
2029	261,408	15,636	277,044
2030	265,356	11,688	277,044
2031-2033	657,936	11,553	669,489
Total	\$ 1,945,824	\$ 108,885	\$ 2,054,709

There is \$7,446,131 available in the General Debt Service Fund to service long-term debt. Bonded debt per capita totaled \$1,360, based on the 2020 federal census. Total debt per capita, including bonds, notes, other loans, and unamortized debt premiums, totaled \$1,512, based on the 2020 federal census.

During the year, the school department contributed \$1,393,817 to service some of the debt issued on its behalf by the primary government.

### Changes in Long-term Debt

Long-term debt activity for the year ended June 30, 2025, was as follows:

Governmental Activities:	Bonds	Unamortized Premium on Debt	Notes - Direct Placement	Other
				Loans - Direct Placement
Balance, July 1, 2024	\$ 42,965,000	\$ 1,940,223	\$ 2,565,000	\$ 2,192,016
Additions	20,800,000	1,133,597	0	0
Reductions	(3,730,000)	(178,774)	(685,000)	(246,192)
Balance, June 30, 2025	\$ 60,035,000	\$ 2,895,046	\$ 1,880,000	\$ 1,945,824
Balance Due Within One Year	\$ 3,850,000	\$ 188,031	\$ 710,000	\$ 249,912

Analysis of Noncurrent Liabilities for Debt Presented on Exhibit A:

Total Noncurrent Liabilities - Debt, June 30, 2025	\$ 66,755,870
Less: Balance Due Within One Year - Debt	<u>(4,997,943)</u>
Noncurrent Liabilities - Due in More Than One Year - Debt - Exhibit A	<u>\$ 61,757,927</u>

**F. Long-term Obligations**

**Primary Government**

**Changes in Long-term Obligations**

Long-term obligations activity for the year ended June 30, 2025, was as follows:

**Governmental Activities:**

	Compensated Absences*	Landfill Postclosure Care Costs	Other Postemployment Benefits
Balance, July 1, 2024	\$ 1,051,544	\$ 518,205	\$ 372,090
Additions	144,830	0	103,167
Reductions	0	0	(44,707)
Balance, June 30, 2025	<u>\$ 1,196,374</u>	<u>\$ 518,205</u>	<u>\$ 430,550</u>
Balance Due Within One Year	<u>\$ 1,196,374</u>	<u>\$ 5,000</u>	<u>\$ 7,377</u>

\*Restated beginning balance - see Note I.D.10. The change in compensated absences is presented as a net change.

Analysis of Other Noncurrent Liabilities Presented on Exhibit A:

Total Noncurrent Liabilities - Other, June 30, 2025	\$ 2,145,129
Less: Balance Due Within One Year - Other	<u>(1,208,751)</u>
Noncurrent Liabilities - Due in More Than One Year - Other - Exhibit A	<u>\$ 936,378</u>

Compensated absences and other postemployment benefits will be paid from the employing funds, primarily the General and Highway/Public Works funds. Landfill postclosure care costs will be paid from the Solid Waste/Sanitation Fund.

**Discretely Presented Lawrence County School Department**

**Changes in Long-term Obligations**

Long-term obligations activity for the discretely presented Lawrence County School Department for the year ended June 30, 2025, was as follows:

**Governmental Activities:**

	Compensated Absences*	Other Postemployment Benefits
Balance, July 1, 2024	\$ 642,304	\$ 13,741,780
Additions	136,839	1,506,436
Reductions	0	(1,012,622)
Balance, June 30, 2025	<u>\$ 779,143</u>	<u>\$ 14,235,594</u>
Balance Due Within One Year	<u>\$ 779,143</u>	<u>\$ 456,116</u>

\*Restated beginning balance - see Note I.D.10. The change in compensated absences is presented as a net change.

Analysis of Other Noncurrent Liabilities Presented on Exhibit A:

Total Noncurrent Liabilities, June 30, 2025	\$ 15,014,737
Less: Balance Due Within One Year - Other	<u>(1,235,259)</u>
Noncurrent Liabilities - Due in More Than One Year - Other - Exhibit A	<u>\$ 13,779,478</u>

Compensated absences and other postemployment benefits will be paid from the employing funds, primarily the General Purpose School and School Federal Projects funds.

**G. *On-Behalf Payments***

**Discretely Presented Lawrence County School Department**

The State of Tennessee pays health insurance premiums for retired teachers on-behalf of the Lawrence County School Department. These payments are made by the state to the Local Education Group Insurance Plan. This plan is administered by the State of Tennessee and reported in the state's Annual Comprehensive Financial Report. Payments by the state to the Local Education Group Insurance Plan for the year ended June 30, 2025, totaled \$178,665. The school department has recognized these on-behalf payments as revenues and expenditures in the General Purpose School Fund.

**V. OTHER INFORMATION**

**A. *Risk Management***

**Primary Government**

The county is exposed to various risks related to general liability, property, and casualty losses. The county decided it was more economically feasible to join a public entity risk pool instead of purchasing commercial insurance for general liability, property, and casualty coverage. The county joined the Local Government Property and Casualty Fund (LGPCF), which is a public entity risk pool established by the Tennessee County Services Association, an association of member counties. The county pays an annual premium to the LGPCF for its general liability, property, and casualty insurance coverage. The creation of the LGPCF provides for it to be self-sustaining through member premiums. The LGPCF reinsures through commercial insurance companies for claims exceeding \$250,000 for property and \$450,000 for liability for each insured event.

Lawrence County participates in the Local Government Workers' Compensation Fund (LGWCF), a public entity risk pool established under provisions of Section 29-20-401, *Tennessee Code Annotated*, by the Tennessee County Services Association to provide a program of workers' compensation coverage to employees of local governments. The county pays an annual premium to the LGWCF for its workers' compensation insurance coverage. The LGWCF is to be self-sustaining through member premiums. The LGWCF reinsures through commercial insurance companies for claims exceeding \$500,000.

Lawrence County participates in the Local Government Group Insurance Fund (LGGIF), a public entity risk pool established to provide a program of health insurance coverage for employees of local governments and quasi-governmental entities that was established for the primary purpose of providing services for or on behalf of state and local governments. In accordance with Section 8-27-207, *Tennessee Code Annotated (TCA)*, all local governments and quasi-governmental entities described above are eligible to participate. The LGGIF is included in the Annual Comprehensive Financial Report of the State of Tennessee, but the state does not retain any risk for losses by this fund. The state statute provides for the LGGIF to be self-sustaining through member premiums.

### **Discretely Presented Lawrence County School Department**

The discretely presented Lawrence County School Department participates in the Tennessee Risk Management Trust (TN-RMT), which is a public entity risk pool created under the auspices of the Tennessee Governmental Tort Liability Act to provide governmental insurance coverage. The school department pays an annual premium to the TN-RMT for its general liability, property, casualty, and worker's compensation insurance coverage. The creation of the TN-RMT provides for it to be self-sustaining through member premiums.

The discretely presented Lawrence County School Department participates in the Local Education Group Insurance Fund (LEGIF), a public entity risk pool established to provide a program of health insurance coverage for employees of local education agencies. In accordance with Section 8-27-301, *TCA*, all local education agencies are eligible to participate. The LEGIF is included in the Annual Comprehensive Financial Report of the State of Tennessee, but the state does not retain any risk for losses by this fund. Section 8-27-303, *TCA*, provides for the LEGIF to be self-sustaining through member premiums.

### ***B. Accounting Changes***

GASB Statement No. 101, *Compensated Absences*, became effective for the fiscal year ending June 30, 2025. This statement updates the recognition and measurement guidance for compensated absences under a unified model and amends certain previously required disclosures.

GASB Statement No. 102, *Certain Risk Disclosures*, became effective for the fiscal year ending June 30, 2025. This statement provides users of government financial statements with essential information about risks related to a government's vulnerabilities due to certain concentrations or constraints.

### ***C. Contingent Liabilities***

The county has received various federal and state grants and other assistance for specific purposes that are subject to review and audit by grantor agencies. Such audits could result in reimbursements to the grantor agencies for expenditures disallowed under the terms of the grants. County management is not aware of any potential disallowances and believes that reimbursements, if any, would not be material.

The county is involved in several pending lawsuits. The county attorney has not responded to requests to provide estimates of the potential claims not covered by insurance. However, management believes

that any claims resulting from such litigation would not materially affect the county's financial statements.

***D. Landfill Closure/Postclosure Care Costs***

Lawrence County has an active permit on file with the state Department of Environment and Conservation for a sanitary landfill. The county has provided financial assurances for estimated postclosure liabilities as required by the State of Tennessee. These financial assurances are on file with the Department of Environment and Conservation.

State and federal laws and regulations require the county to place a final cover on its sanitary landfill site when it stops accepting waste and to perform certain maintenance and monitoring functions at the site for 30 years after closure. Although closure and postclosure care costs will be paid only near or after the date that the landfill stops accepting waste, the county reports a portion of these closure and postclosure care costs as an operating expense in each period based on landfill capacity used as of each balance sheet date. Lawrence County closed its sanitary landfill in 2001. The \$518,205 reported as postclosure care liability on June 30, 2025, represents amounts based on what it would cost to perform all postclosure care in 2025. Actual costs may be higher due to inflation, changes in technology, or changes in regulations.

***E. Joint Ventures***

Lawrence County and the city of Lawrenceburg jointly operate the Lawrenceburg-Lawrence County Airport. A six-member board, including three appointees from the county and three from the city, governs the Lawrenceburg-Lawrence County Airport. Lawrence County has control over budgeting and financing the joint venture only to the extent of representation by the three members appointed. Lawrence County contributed \$69,000 to the operations of the joint venture during the year ended June 30, 2025.

The Lawrence County Joint Economic Development Board is a joint venture between Lawrence County, the city of Loretto, and the city of Lawrenceburg. The board comprises the county executive, the mayors of the cities of Loretto and Lawrenceburg, and 11 additional members representing county and city governments, private citizens, industry, and business. The purpose of the board is to foster communication and facilitate economic and community development between and among governmental entities, industry, and private citizens. The county and cities will provide the majority of funding for the board based on the percentage of their population compared to the total census of the county. Lawrence County contributed \$205,479 to the Lawrence County Joint Economic Development Board during the year ended June 30, 2025.

The Twenty-second Judicial District Drug Task Force (DTF) is a joint venture formed by an interlocal agreement between the district attorney general of the Twenty-second Judicial District, Lawrence, Giles, Maury, and Wayne counties, and various cities within these counties. The purpose of the DTF is to provide multi-jurisdictional law enforcement to promote the investigation and prosecution of drug-related activities. Funds for the operations of the DTF come primarily from federal grants, drug fines, and the forfeiture of drug-related assets to the DTF. The DTF is overseen by the district attorney general and is governed by a board of directors including the district attorney general, sheriffs, and police chiefs of participating law enforcement agencies within each judicial district. Lawrence County did not contribute any funds to the DTF for the year ended June 30, 2025.

Lawrence County does not retain an equity interest in any of the above-noted joint ventures. Complete financial statements for the Lawrenceburg-Lawrence County Airport, the Lawrence County Joint Economic Development Board, and the DTF can be obtained from their respective administrative offices at the following addresses:

Administrative Offices:

Lawrenceburg-Lawrence County Airport  
4110 Airport Road  
Lawrenceburg, TN 38464

Lawrence County Joint Economic Development Board  
Lawrence County Executive  
200 West Gaines Street, Suite 201  
Lawrenceburg, TN 38464

Office of District Attorney General  
Twenty-second Judicial District Drug Task Force  
P.O. Box 852  
Lawrenceburg, TN 38464

***F. Jointly Governed Organization***

Lawrence County, in conjunction with Giles and Maury counties, created the Tennessee Southern Railroad Authority (TSRA). The TSRA's board includes the Lawrence County Executive and county executive/mayor of Giles and Maury counties, a representative appointed by the respective county commissions from each of the three counties, and a representative from the cities of Mt. Pleasant and Lawrenceburg. However, the counties and cities do not have any ongoing financial interest or responsibility for the entity. The majority of TSRA's funding is received from various grants from the Tennessee Department of Transportation. Lawrence County did not appropriate any funds to the authority for the year ended June 30, 2025.

***G. Retirement Commitments***

**1. Tennessee Consolidated Retirement System (TCRS)**

**Primary Government**

***General Information About the Pension Plan***

*Plan Description.* Employees of Lawrence County and non-certified employees of the discretely presented Lawrence County School Department are provided a defined benefit pension plan through the Public Employee Pension Plan, an agent multiple-employer pension plan administered by the TCRS. The primary government employees comprise 59.19 percent, the non-certified employees of the discretely presented school department comprise 40.81 percent of the plan based on contribution data. The TCRS was created by state statute under *Tennessee Code Annotated (TCA)*, Title 8, Chapters 34-37. The TCRS Board of Trustees is responsible for the proper operation and administration of the TCRS. The Tennessee Treasury Department, an agency in the legislative branch of state government, administers the plans of the TCRS. The TCRS issues a publicly available financial report that can be obtained on the [Tennessee Department of Treasury website](#).

*Benefits Provided.* TCA, Title 8, Chapters 34-37 establish the benefit terms and can be amended only by the Tennessee General Assembly. The chief legislative body may adopt the benefit terms permitted by statute. Members are eligible to retire with an unreduced benefit at age 60 with five years of service credit or after 30 years of service credit regardless of age. Benefits are determined by a formula using the member's highest five consecutive year average compensation and the member's years of service credit. Reduced benefits for early retirement are available to vested members at age 55. Members vest with five years of service credit. Service-related disability benefits are provided regardless of length of service. Five years of

service is required for nonservice-related disability eligibility. The service-related and nonservice-related disability benefits are determined in the same manner as a service retirement benefit but are reduced ten percent and include projected service credits. A variety of death benefits is available under various eligibility criteria.

Member and beneficiary annuitants are entitled to automatic cost of living adjustments (COLAs) after retirement. A COLA is granted each July for annuitants retired prior to the second of July of the previous year. The COLA is based on the change in the consumer price index (CPI) during the prior calendar year, capped at three percent, and applied to the current benefit. No COLA is granted if the change in the CPI is less than one-half percent. A one percent COLA is granted if the CPI change is between one-half percent and one percent. A member who leaves employment may withdraw their employee contributions plus any accumulated interest.

*Employees Covered by Benefit Terms.* At the measurement date of June 30, 2024, the following employees were covered by the benefit terms:

Inactive Employees or Beneficiaries Currently Receiving Benefits	412
Inactive Employees Entitled to But Not Yet Receiving Benefits	640
Active Employees	615
Total	<u><u>1,667</u></u>

*Contributions.* Contributions for employees are established in the statutes governing the TCRS and may only be changed by the Tennessee General Assembly. Employees contribute five percent of salary to the plan. Lawrence County makes employer contributions at the rate set by the Board of Trustees as determined by an actuarial valuation. For the year ended June 30, 2025, the employer contributions for Lawrence County were \$1,258,605 based on a rate of 5.86 percent of covered payroll. By law, employer contributions are required to be paid. The TCRS may intercept Lawrence County’s state shared taxes if required employer contributions are not remitted. The employer’s actuarially determined contributions (ADC) and member contributions are expected to finance the costs of benefits earned by members during the year, the cost of administration, as well as an amortized portion of any unfunded liability.

***Net Pension Liability (Asset)***

Lawrence County’s net pension liability (asset) was measured as of June 30, 2024, and the total pension liability (asset) used to calculate net pension liability (asset) was determined by an actuarial valuation as of that date.

*Actuarial Assumptions.* The total pension liability as of the June 30, 2024, actuarial valuation was determined using the following actuarial assumptions, applied to all periods included in the measurement:

Inflation	2.25%
Salary Increases	Graded Salary Ranges from 8.72% to 3.44% Based on Age, Including Inflation, Averaging 4%
Investment Rate of Return	6.75%, Net of Pension Plan Investment Expenses, Including Inflation
Cost of Living Adjustment	2.125%

Mortality rates were based on actual experience including an adjustment for some anticipated improvement.

The actuarial assumptions used in the June 30, 2024, actuarial valuation, were based on the results of an actuarial experience study performed for the period July 1, 2016, through June 30, 2020. The demographic assumptions were adjusted to more closely reflect actual and expected future experience.

The long-term expected rate of return on pension plan investments was established by the TCRS Board of Trustees in conjunction with the June 30, 2020, actuarial experience study. A blend of future capital market projections and historic market returns was used in a building-block method in which a best estimate of expected future real rates of return (expected returns, net of pension plan investments expense and inflation) is developed for each major asset class. These best estimates are combined to produce the long-term expected rate of return by weighing the expected future real rates of return by the target asset allocation percentage and by adding expected inflation of 2.25 percent. The best estimates of geometric real rates of return and the TCRS investment policy target asset allocation for each major asset class are summarized in the following table:

Asset Class	Percentage Long-term Expected Real Rate of Return	%	Percentage Target Allocations	%
U.S. Equity Developed Market	4.88	%	31	%
International Equity Emerging Market	5.37		14	
International Equity Private Equity and Strategic Lending	6.09		4	
U.S. Fixed Income	6.57		20	
Real Estate	1.20		20	
Short-term Securities	4.38		10	
	0.00		1	
Total			100	%

The long-term expected rate of return on pension plan investments was established by the TCRS Board of Trustees as 6.75 percent based on a blending of the factors described above.

*Discount Rate.* The discount rate used to measure the total pension liability was 6.75 percent. The projection of cash flows used to determine the discount rate assumes that employee contributions will be made at the current rate and that contributions from Lawrence County will be made at the actuarially determined contribution rate pursuant to an actuarial valuation in accordance with the funding policy of the TCRS Board of Trustees and as required to be paid by state statute. Based on those assumptions, the pension plan's fiduciary net position was projected to be available to make projected future benefit payments of current active and inactive members. Therefore, the long-term expected rate of return on pension plan investments was applied to all periods of projected benefit payments to determine the total pension liability.

***Changes in the Net Pension Liability (Asset)***

	Increase (Decrease)		
	Total Pension Liability (a)	Plan Fiduciary Net Position (b)	Net Pension Liability (Asset) (a)-(b)
Balance, July 1, 2023	\$ 70,529,197	\$ 71,579,577	\$ (1,050,380)
Changes for the Year:			
Service Cost	\$ 1,926,066	\$ 0	\$ 1,926,066
Interest	4,782,979	0	4,782,979
Differences Between Expected and Actual Experience	1,422,882	0	1,422,882
Contributions-Employer	0	1,136,742	(1,136,742)
Contributions-Employees	0	1,009,108	(1,009,108)
Net Investment Income	0	6,933,091	(6,933,091)
Benefit Payments, Including Refunds of Employee Contributions	(3,192,637)	(3,192,637)	0
Administrative Expense	0	(75,077)	75,077
Net Changes	<u>\$ 4,939,290</u>	<u>\$ 5,811,227</u>	<u>\$ (871,937)</u>
Balance, June 30, 2024	<u>\$ 75,468,487</u>	<u>\$ 77,390,804</u>	<u>\$ (1,922,317)</u>

**Allocation of Agent Plan Changes in the Net Pension Liability (Asset)**

		Total Pension Liability	Plan Fiduciary Net Position	Net Pension Liability (Asset)
Primary Government	59.19%	\$ 44,669,797	\$ 45,807,617	\$ (1,137,819)
School Department	40.81%	30,798,690	31,583,187	(784,498)
Total		<u>\$ 75,468,487</u>	<u>\$ 77,390,804</u>	<u>\$ (1,922,317)</u>

*Sensitivity of the Net Pension Liability (Asset) to Changes in the Discount Rate.* The following presents the net pension liability (asset) of Lawrence County calculated using the discount rate of 6.75 percent, as well as what the net pension liability (asset) would be if it were calculated using a discount rate that is one percentage point lower (5.75 percent) or one percentage point higher (7.75 percent) than the current rate:

	1% Decrease 5.75%	Current Discount Rate 6.75%	1% Increase 7.75%
Lawrence County			
Net Pension Liability (Asset)	\$ 8,594,099	\$ (1,922,317)	\$ (10,480,687)

***Pension Expense (Negative Pension Expense) and Deferred Outflows of Resources and Deferred Inflows of Resources to Pensions***

*Pension Expense (Negative Pension Expense).* For the year ended June 30, 2025, Lawrence County recognized pension expense (negative pension expense) of \$1,806,967.

*Deferred Outflows of Resources and Deferred Inflows of Resources.* For the year ended June 30, 2025, Lawrence County reported deferred outflows of resources and deferred inflows of resources related to pensions from the following sources:

	Deferred Outflows of Resources	Deferred Inflows of Resources
Difference Between Expected and Actual Experience	\$ 2,076,167	\$ 34,556
Net Difference Between Projected and Actual Earnings on Pension Plan Investments	0	816,276
Changes in Assumptions	1,135,335	0
Contributions Subsequent to the Measurement Date of June 30, 2024 (1)	1,258,605	N/A
Total	<u>\$ 4,470,107</u>	<u>\$ 850,832</u>

(1) The amount shown above for “Contributions Subsequent to the Measurement Date of June 30, 2024,” will be recognized as a reduction (increase) to net pension liability (asset) in the following fiscal period.

**Allocation of Agent Plan Deferred Outflows of Resources and Deferred Inflows of Resources**

		Deferred Outflows of Resources	Deferred Inflows of Resources
Primary Government	59.19%	\$ 2,662,669	\$ 503,608
School Department	40.81%	1,807,438	347,224
Total		<u>\$ 4,470,107</u>	<u>\$ 850,832</u>

Amounts reported as deferred outflows of resources, with the exception of contributions subsequent to the measurement date, and deferred inflows of resources related to pensions will be recognized in pension expense as follows:

Year Ending June 30	Amount
2026	\$ 750,455
2027	1,793,161
2028	(39,657)
2029	(143,289)
2030	0
Thereafter	0

In the table shown above, positive amounts will increase pension expense while negative amounts will decrease pension expense.

### **Discretely Presented Lawrence County School Department – Non-certified Employees**

#### ***General Information About the Pension Plan***

*Plan Description.* As noted above under the primary government, employees of Lawrence County and non-certified employees of the discretely presented Lawrence County School Department are provided a defined benefit pension plan through the Public Employee Pension Plan, an agent multiple-employer pension plan administered by the TCRS. The primary government employees comprise 59.19 percent and the non-certified employees of the discretely presented school department comprise 40.81 percent of the plan based on contribution data.

### **Discretely Presented Lawrence County School Department - Certified Employees - Teacher Retirement Plan**

#### ***General Information About the Pension Plan***

*Plan Description.* Teachers of the Lawrence County School Department with membership in the TCRS before July 1, 2014, are provided with pensions through the Teacher Legacy Pension Plan, a cost-sharing multiple-employer pension plan administered by the TCRS. The Teacher Legacy Pension Plan is closed to new membership. Teachers with membership in the TCRS after June 30, 2014, are provided with pensions through a legally separate plan referred to as the Teacher Retirement Plan, a cost-sharing multiple-employer pension plan administered by the TCRS. The TCRS was created by state statute under *Tennessee Code Annotated (TCA)*, Title 8, Chapters 34-37. The TCRS Board of Trustees is responsible for the proper operation and administration of all employer pension plans in the TCRS. The Tennessee Treasury Department, an agency in the legislative branch of state government, administers the plans of the TCRS. The TCRS issues a publicly available financial report that can be obtained on the [Tennessee Department of Treasury website](#).

*Benefits Provided.* TCA, Title 8, Chapters 34-37 establish the benefit terms and can be amended only by the Tennessee General Assembly. Members are eligible to retire with an unreduced benefit at age 65 with five years of service credit or pursuant to the rule of 90 in which the member's age and service credit total 90. Benefits are determined by a formula using the member's highest five consecutive year average compensation and the member's years of service credit. A reduced early retirement benefit is available to vested members at age 60 or pursuant to the rule of 80. Members are vested with five years of service credit. Service-related disability benefits are provided regardless of length of service. Five years of service is required for nonservice-related disability eligibility. The service-related and nonservice-related disability benefits are determined in the same manner as a service retirement benefit but are reduced ten percent and include projected service credits. A variety of death benefits is available under

various eligibility criteria. Member and beneficiary annuitants are entitled to automatic cost of living adjustments (COLAs) after retirement. A COLA is granted each July for annuitants retired prior to the second of July of the previous year. The COLA is based on the change in the consumer price index (CPI) during the prior calendar year, capped at three percent, and applied to the current benefit. No COLA is granted if the change in the CPI is less than one-half percent. A one percent COLA is granted if the CPI change is between one-half percent and one percent. Members who leave employment may withdraw their employee contributions, plus any accumulated interest. Under the Teacher Retirement Plan, benefit terms and conditions, including COLAs, can be adjusted on a prospective basis. Moreover, there are defined cost controls and unfunded liability controls that provide for the adjustment of benefit terms and conditions on an automatic basis.

*Contributions.* Contributions for teachers are established in the statutes governing the TCRS and may only be changed by the Tennessee General Assembly or by automatic cost controls set out in law. Teachers are required to contribute five percent of their salary to the plan. The Local Education Agencies (LEAs) make employer contributions at the rate set by the Board of Trustees as determined by an actuarial valuation. Per the statutory provisions governing TCRS, the employer contribution rate cannot be less than four percent, except in years when the maximum funded level, approved by the TCRS Board of Trustees, is reached. By law, employer contributions for the Teacher Retirement Plan are required to be paid. The TCRS may intercept the state shared taxes of the sponsoring governmental entity of the LEA if the required employer contributions are not remitted. Employer contributions for the year ended June 30, 2025, to the Teacher Retirement Plan were \$363,096, which is three percent of covered payroll. In addition, employer contributions of \$121,032, which is one percent of covered payroll were made to the Pension Stabilization Reserve Trust Fund to fund future pension costs. The employer rate, when combined with member contributions, is expected to finance the costs of benefits earned by members during the year, the cost of administration, as well as an amortized portion of any unfunded liability.

***Pension Liabilities (Assets), Pension Expense (Negative Pension Expense), and Deferred Outflows of Resources and Deferred Inflows of Resources Related to Pensions***

*Pension Liabilities (Assets).* On June 30, 2025, the school department reported a liability (asset) of (\$338,146) for its proportionate share of the net pension liability (asset). The net pension liability (asset) was measured as of June 30, 2024, and the total pension liability (asset) used to calculate the net pension liability (asset) was determined by an actuarial valuation as of that date. The school department's proportion of the net pension liability (asset) was based on the school department's share of contributions to the pension plan relative to the contributions of all participating LEAs. At the measurement date of June 30, 2024, the school department's proportion was 0.474520 percent. The proportion as of June 30, 2023, was 0.405489 percent.

*Pension Expense (Negative Pension Expense).* For the year ended June 30, 2025, the Lawrence County School Department recognized pension expense (negative pension expense) of \$272,734.

*Deferred Outflows of Resources and Deferred Inflows of Resources.* For the year ended June 30, 2025, the school department reported deferred outflows and deferred inflows of resources related to pensions from the following sources:

	Deferred Outflows of Resources	Deferred Inflows of Resources
Difference Between Expected and Actual Experience	\$ 27,932	\$ 103,888
Net Difference Between Projected and Actual Earnings on Pension Plan Investments	0	57,040
Changes in Assumptions	134,373	0
Changes in Proportion of Net Pension Liability (Asset)	8,154	95,565
LEA's Contributions Subsequent to the Measurement Date of June 30, 2024	363,096	N/A
Total	<u>\$ 533,555</u>	<u>\$ 256,493</u>

The school department's employer contributions of \$363,096, reported as pension related deferred outflows of resources subsequent to the measurement date, will be recognized as a reduction (increase) to the net pension liability (asset) in the year ending June 30, 2026. Other amounts reported as deferred outflows of resources and deferred inflows of resources related to pensions will be recognized in pension expense as follows:

Year Ending June 30	Amount
2026	\$ (42,854)
2027	36,063
2028	(30,845)
2029	(30,532)
2030	(2,531)
Thereafter	(15,335)

In the table shown above, positive amounts will increase pension expense while negative amounts will decrease pension expense.

*Actuarial Assumptions.* The total pension liability as of the June 30, 2024, actuarial valuation was determined using the following actuarial assumptions, applied to all periods included in the measurement:

Inflation	2.25%
Salary Increases	Graded Salary Ranges from 8.72% to 3.44% Based on Age, Including Inflation, Averaging 4%
Investment Rate of Return	6.75%, Net of Pension Plan Investment Expenses, Including Inflation
Cost of Living Adjustment	2.125%

Mortality rates were based on actual experience including an adjustment for some anticipated improvement.

The actuarial assumptions used in the June 30, 2024, actuarial valuation, were based on the results of an actuarial experience study performed for the period July 1, 2016, through June

30, 2020. The demographic assumptions were adjusted to more closely reflect actual and expected future experience.

The long-term expected rate of return on pension plan investments was established by the TCRS Board of Trustees in conjunction with the June 30, 2020, actuarial experience study. A blend of future capital market projections and historic market returns was used in a building-block method in which a best estimate of expected future real rates of return (expected returns, net of pension plan investments expense and inflation) is developed for each major asset class. These best estimates are combined to produce the long-term expected rate of return by weighing the expected future real rates of return by the target asset allocation percentage and by adding expected inflation of 2.25 percent. The best estimates of geometric real rates of return and the TCRS investment policy target asset allocation for each major asset class are summarized in the following table:

Asset Class	Percentage Long-term Expected Real Rate of Return	Percentage Target Allocations
U.S. Equity Developed Market	4.88 %	31 %
International Equity Emerging Market	5.37	14
International Equity Private Equity and Strategic Lending	6.09	4
U.S. Fixed Income	6.57	20
Real Estate	1.20	20
Short-term Securities	4.38	10
	0.00	1
Total		100 %

The long-term expected rate of return on pension plan investments was established by the TCRS Board of Trustees as 6.75 percent based on a blending of the factors described above.

*Discount Rate.* The discount rate used to measure the total pension liability was 6.75 percent. The projection of cash flows used to determine the discount rate assumes that employee contributions will be made at the current rate and that contributions from all the LEAs will be made at the actuarially determined contribution rate pursuant to an actuarial valuation in accordance with the funding policy of the TCRS Board of Trustees and as required to be paid by state statute. Based on those assumptions, the pension plan's fiduciary net position was projected to be available to make projected future benefit payments of current active and inactive members. Therefore, the long-term expected rate of return on pension plan investments was applied to all periods of projected benefit payments to determine the total pension liability.

*Sensitivity of the Proportionate Share of Net Pension Liability (Asset) to Changes in the Discount Rate.* The following presents the net pension liability (asset) of Lawrence County calculated using the discount rate of 6.75 percent, as well as what the net pension liability (asset) would be if it were calculated using a discount rate that is one percentage point lower (5.75 percent) or one percentage point higher (7.75 percent) than the current rate:

School Department's Proportionate Share of the Net Pension Liability (Asset)	1% Decrease 5.75%	Current Discount Rate 6.75%	1% Increase 7.75%
Net Pension Liability (Asset)	\$ 891,801	\$ (338,146)	\$ (1,253,484)

*Pension Plan Fiduciary Net Position.* Detailed information about the pension plan's fiduciary net position is available in a separately issued TCRS financial report.

### **Discretely Presented Lawrence County School Department - Certified Employees - Teacher Legacy Pension Plan**

#### ***General Information About the Pension Plan***

*Plan Description.* Teachers of the Lawrence County School Department with membership in the TCRS before July 1, 2014, are provided with pensions through the Teacher Legacy Pension Plan, a cost-sharing multiple-employer pension plan administered by the TCRS. The Teacher Legacy Pension Plan closed to new membership on June 30, 2014, but will continue providing benefits to existing members and retirees. Beginning July 1, 2014, the Teacher Retirement Plan became effective for teachers employed by LEAs after June 30, 2014. The Teacher Retirement Plan is a separate cost-sharing, multiple-employer defined benefit plan. The TCRS was created by state statute under *Tennessee Code Annotated (TCA)*, Title 8, Chapters 34-37. The TCRS Board of Trustees is responsible for the proper operation and administration of all employer pension plans in the TCRS. The Tennessee Treasury Department, an agency in the legislative branch of state government, administers the plans of the TCRS. The TCRS issues a publicly available financial report that can be obtained on the [Tennessee Department of Treasury website](#).

*Benefits Provided.* TCA, Title 8, Chapters 34-37 establish the benefit terms and can be amended only by the Tennessee General Assembly. Members of the Teacher Legacy Pension Plan are eligible to retire with an unreduced benefit at age 60 with five years of service credit or after 30 years of service credit regardless of age. Benefits are determined by a formula using the member's highest five consecutive year average compensation and the member's years of service credit. A reduced early retirement benefit is available to vested members at age 55. Members are vested with five years of service credit. Service-related disability benefits are provided regardless of length of service. Five years of service is required for nonservice-related disability eligibility. The service-related and nonservice-related disability benefits are determined in the same manner as a service retirement benefit but are reduced ten percent and include projected service credits. A variety of death benefits is available under various eligibility criteria. Member and beneficiary annuitants are entitled to automatic cost of living adjustments (COLAs) after retirement. A COLA is granted each July for annuitants retired prior to the second of July of the previous year. The COLA is based on the change in the consumer price index (CPI) during the prior calendar year, capped at three percent, and applied to the current benefit. No COLA is granted if the change in the CPI is less than one-half percent. A one percent COLA is granted if the CPI change is between one-half and one percent. A member who leaves employment may withdraw their employee contributions, plus any accumulated interest.

*Contributions.* Contributions for teachers are established in the statutes governing the TCRS and may only be changed by the Tennessee General Assembly. Teachers are required to contribute five percent of their salaries. The Local Education Agencies (LEAs) make employer contributions at the rate set by the Board of Trustees as determined by an actuarial valuation. By law, employer contributions for the Teacher Legacy Pension Plan are required to be paid. The TCRS may intercept the state shared taxes of the sponsoring governmental entity of the LEA if the required employer contributions are not remitted. Employer contributions by the

Lawrence County School Department for the year ended June 30, 2025, to the Teacher Legacy Pension Plan were \$1,623,411 which is 6.36 percent of covered payroll. The employer rate, when combined with member contributions, is expected to finance the costs of benefits earned by members during the year, the cost of administration, as well as an amortized portion of any unfunded liability. Employer contributions to separately finance specific liabilities were \$5,294 at a contribution rate of 70 percent for the year ended June 30, 2025. The contributions to separately finance specific liabilities were related to employees who have returned to work under a TCRS Return to Work program which requires employer contributions.

***Pension Liabilities (Assets), Pension Expense (Negative Pension Expense), and Deferred Outflows of Resources and Deferred Inflows of Resources Related to Pensions***

*Pension Liability (Assets).* On June 30, 2025, the school department reported a liability (asset) of (\$13,605,543) for its proportionate share of the net pension liability (asset). The net pension liability (asset) was measured as of June 30, 2024, and the total pension liability used to calculate the net pension liability (asset) was determined by an actuarial valuation as of that date. The school department’s proportion of the net pension liability (asset) was based on the school department’s long-term share of contributions to the pension plan relative to the contributions of all participating LEAs. At the measurement date of June 30, 2024, the school department’s proportion was 0.789706 percent. The proportion measured on June 30, 2023, was 0.768471 percent.

*Pension Expense (Negative Pension Expense).* For the year ended June 30, 2025, the school department recognized pension expense (negative pension expense) of \$2,815,049.

*Deferred Outflows of Resources and Deferred Inflows of Resources.* For the year ended June 30, 2025, the school department reported deferred outflows of resources and deferred inflows of resources related to pensions from the following sources:

	Deferred Outflows of Resources	Deferred Inflows of Resources
Difference Between Expected and Actual Experience	\$ 3,628,237	\$ 0
Net Difference Between Projected and Actual Earnings on Pension Plan Investments	0	2,649,807
Changes in Proportion of Net Pension Liability (Asset)	129,420	363,343
LEA's Contributions Subsequent to the Measurement Date of June 30, 2024	1,623,411	N/A
Total	<u>\$ 5,381,068</u>	<u>\$ 3,013,150</u>

The school department’s employer contributions of \$1,623,411 reported as pension related deferred outflows of resources subsequent to the measurement date, will be recognized as a reduction (increase) to the net pension liability (asset) in the year ending June 30, 2026. Other amounts reported as deferred outflows of resources and deferred inflows of resources related to pensions will be recognized in pension expense as follows:

Year Ending June 30	Amount
2026	\$ (1,574,039)
2027	5,096,172
2028	(1,382,485)
2029	(1,395,141)
2030	0
Thereafter	0

In the table above, positive amounts will increase pension expense, while negative amounts will decrease pension expense.

*Actuarial Assumptions.* The total pension liability as of the June 30, 2024, actuarial valuation was determined using the following actuarial assumptions, applied to all periods included in the measurement:

Inflation	2.25%
Salary Increases	Graded Salary Ranges from 8.72% to 3.44% Based on Age, Including Inflation, Averaging 4%
Investment Rate of Return	6.75%, Net of Pension Plan Investment Expenses, Including Inflation
Cost of Living Adjustment	2.125%

Mortality rates were based on actual experience including an adjustment for some anticipated improvement.

The actuarial assumptions used in the June 30, 2024, actuarial valuation, were based on the results of an actuarial experience study performed for the period July 1, 2016, through June 30, 2020. The demographic assumptions were adjusted to more closely reflect actual and expected future experience.

The long-term expected rate of return on pension plan investments was established by the TCRS Board of Trustees in conjunction with the June 30, 2020, actuarial experience study. A blend of future capital market projections and historic market returns was used in a building-block method in which a best estimate of expected future real rates of return (expected returns, net of pension plan investments expense and inflation) is developed for each major asset class. These best estimates are combined to produce the long-term expected rate of return by weighing the expected future real rates of return by the target asset allocation percentage and by adding expected inflation of 2.25 percent. The best estimates of geometric real rates of return and the TCRS investment policy target asset allocation for each major asset class are summarized in the following table:

Asset Class	Percentage Long-term Expected Real Rate of Return	%	Percentage Target Allocations	%
U.S. Equity Developed Market	4.88	%	31	%
International Equity Emerging Market	5.37		14	
International Equity Private Equity and Strategic Lending	6.09		4	
U.S. Fixed Income Real Estate	6.57		20	
Short-term Securities	1.20		20	
	4.38		10	
	0.00		1	
Total			100	%

The long-term expected rate of return on pension plan investments was established by the TCRS Board of Trustees as 6.75 percent based on a blending of the factors described above.

*Discount Rate.* The discount rate used to measure the total pension liability was 6.75 percent. The projection of cash flows used to determine the discount rate assumes that employee contributions will be made at the current rate and that contributions from all the LEAs will be made at the actuarially determined contribution rate pursuant to an actuarial valuation in accordance with the funding policy of the TCRS Board of Trustees and as required to be paid by state statute. Based on those assumptions, the pension plan's fiduciary net position was projected to be available to make projected future benefit payments of current active and inactive members. Therefore, the long-term expected rate of return on pension plan investments was applied to all periods of projected benefit payments to determine the total pension liability.

*Sensitivity of the Proportionate Share of Net Pension Liability (Asset) to Changes in the Discount Rate.* The following presents the net pension liability (asset) of Lawrence County calculated using the discount rate of 6.75 percent, as well as what the net pension liability (asset) would be if it were calculated using a discount rate that is one percentage point lower (5.75 percent) or one percentage point higher (7.75 percent) than the current rate:

School Department's Proportionate Share of the Net Pension Liability (Asset)	1% Decrease	Current Discount Rate	1% Increase
	5.75%	6.75%	7.75%
Net Pension Liability (Asset)	\$ 17,283,754	\$ (13,605,543)	\$ (39,224,001)

*Pension Plan Fiduciary Net Position.* Detailed information about the pension plan's fiduciary net position is available in a separately issued TCRS financial report.

## 2. Deferred Compensation

Lawrence County offers its employees a deferred compensation plan established pursuant to IRC Section 457, and the Lawrence County School Department offers its employees a deferred compensation plan established pursuant to IRC Section 403(b). All costs of administering and

funding these programs are the responsibility of plan participants. The Section 403(b) and Section 457 plan assets remain the property of the contributing employees and are not presented in the accompanying financial statements. IRC Sections 403(b) and 457 establish participation, contribution, and withdrawal provisions for the plans.

Teachers hired after July 1, 2014, by the school department are required to participate in a hybrid pension plan consisting of a defined benefit portion, which is detailed in the pensions footnote above and is managed by the Tennessee Consolidated Retirement System, and a defined contribution portion which is placed into the state's 401(k) plan and is managed by the employee. The defined contribution portion of the plan requires that the school department contribute five percent of each teacher's salary into their deferred compensation plan. In addition, teachers are required to contribute two percent of their salaries into this deferred compensation plan, unless they opt out of the employee portion. During the year, the school department contributed \$641,562 and teachers contributed \$371,013 to this deferred compensation pension plan.

#### ***H. Other Postemployment Benefits (OPEB)***

Lawrence County and the discretely presented Lawrence County School Department provide OPEB benefits to its retirees under various OPEB plans. These include OPEB provided through state administered public entity risk pools. For reporting purposes, the plans are considered single employer defined benefit OPEB plans based on criteria in Statement No. 75 of the Governmental Accounting Standards Board (GASB). The plans are funded on a pay-as-you-go basis and there are no assets accumulating in a trust that meet the criteria of paragraph 4 of GASB Statement No. 75.

#### **OPEB Provided through State Administered Public Entity Risk Pools**

Retirees of Lawrence County are provided healthcare under a Local Government Plan (LGP) until they reach Medicare eligibility. Likewise, the Lawrence County School Department provides healthcare benefits to its certified retirees under the Local Education Plan (LEP) until they reach Medicare eligibility. The certified retirees of Lawrence County School Department may then join the Tennessee Plan – Medicare (TNM), which provides supplemental medical insurance for retirees with Medicare. However, the school department does not provide any subsidy (direct or indirect) to this plan and therefore does not recognize any OPEB liability associated with the TNM.

The county and the school department's total OPEB liability was measured as of June 30, 2024, and was determined by an actuarial valuation as of that date.

*Actuarial Assumptions and Other Inputs.* The total OPEB liability in the June 30, 2024, actuarial valuation of each plan was determined using the following actuarial assumptions and other inputs, applied to all periods included in the measurement, unless otherwise specified:

Actuarial Cost Method	Entry Age Normal
Inflation	2.25%
Salary Increases	Salary increases used in the July 1, 2021, TCRS actuarial valuation; 3.44% to 8.72%, including inflation
Discount Rate	3.93%
Healthcare Cost Trend Rates	Based on the Getzen Model, with trend starting at 10.68% for pre-65 retirees in the 2024 calendar year, and decreasing annually over a 13-year period to an ultimate trend rate of 4.5%
Retirees Share of Benefit Related Cost	Discussed under each plan

The discount rate was 3.93 percent, based on an average rating of AA/Aa as shown on the Bond Buyers 20-Year Municipal GO AA index closest to but not later than the measurement date.

Mortality rates were based on the results of a statewide experience study undertaken on behalf of the Tennessee Consolidated Retirement System (TCRS). These mortality rates were used in the July 1, 2024, actuarial valuation of the TCRS.

Unless noted otherwise, the actuarial demographic assumptions used in the June 30, 2024, valuations were the same as those employed in the July 1, 2022, Pension Actuarial Valuation of the TCRS. These assumptions were developed by TCRS based on the results of an actuarial experience study for the period July 1, 2016 - June 30, 2020. The demographic assumptions were adjusted to more closely reflect actual and expected future experience. Mortality tables are used to measure the probabilities of participants dying before and after retirement. The mortality rates employed in this valuation are taken from the PUB-2010 Headcount-weighted employee mortality table for non-disabled pre-retirement mortality, with mortality improvement projected generationally with MP-2021 from 2010. Post-retirement rates are headcount-weighted below median healthy annuitant and adjusted with a 6 percent load for males and a 14 percent load for females, projected generationally with MP-2021 from 2010. Mortality rates for impaired lives are the same as those used by TCRS and are taken from a gender distinct table published in the IRS Ruling 96-7 for disabled lives with a 10 percent load, projected generationally from 2018 with MP-2021.

*Changes in Assumptions.* The discount rate changed from 3.65 percent as of the beginning of the measurement period to 3.93 percent as of the measurement date of June 30, 2024. This change in assumption decreased the total OPEB liability. Other changes in assumptions include adjustments to initial per capita costs and health trend rates. The trend rate applicable to the 2024 plan year was revised from 10.31 percent to 10.68 percent.

**Local Government OPEB Plan (Primary Government)**

*Plan Description.* Employees of Lawrence County are provided with pre-65 retiree health insurance benefits through the closed Local Government Plan (LGP) administered by the Tennessee Department of Finance and Administration. All eligible pre-65 retired employees and disability participants of local governments, who choose coverage, participate in the LGP.

*Benefits Provided.* Lawrence County offers the LGP to provide health insurance coverage to eligible pre-65 retirees and disabled participants of local governments. With the exception of a small group of grandfathered individuals, retirees are required to discontinue coverage under the LGP upon obtaining Medicare eligibility. Insurance coverage is the only postemployment benefit provided to retirees. An insurance committee created in accordance with TCA 8-27-701 establishes and amends the benefit terms of the LGP. All members have the option of choosing between the premier preferred provider

organization (PPO), standard PPO, limited PPO or the wellness health savings consumer-driven health plan (CDHP) for healthcare benefits. Retired plan members, of the LGP, receive the same plan benefits as active employees, at a blended premium rate that considers the cost of all participants. This creates an implicit subsidy for retirees. Participating employers determine their own policy related to direct subsidies provided for the retiree premiums. Lawrence County does not provide a direct subsidy and is only subject to the implicit subsidy.

*Employees Covered by Benefit Terms.* At the measurement date of June 30, 2024, the following employees were covered by the benefit terms:

Inactive Employees Currently Receiving Benefits	1
Inactive Employees Entitled To But Not Yet Receiving Benefits	0
Active Employees Eligible for Benefits	<u>240</u>
Total	<u><u>241</u></u>

An insurance committee, created in accordance with *TCA 8-27-701*, establishes the required payments to the LGP by member employers and employees through the blended premiums established for active and retired employees. Claims liabilities of the plan are periodically computed using actuarial and statistical techniques to establish premium rates. For the fiscal year ended June 30, 2025, the county paid \$7,377 to the LGP for OPEB benefits as they came due.

***Changes in the Total OPEB Liability – As of the Measurement Date***

	Lawrence County
Balance July 1, 2023	<u>\$ 372,090</u>
Changes for the Year:	
Service Cost	\$ 39,740
Interest	14,941
Difference between Expected and Actual Experience	(39,664)
Changes in Assumption	48,486
Benefit Payments	(5,043)
Net Changes	<u>\$ 58,460</u>
Balance June 30, 2024	<u><u>\$ 430,550</u></u>

*OPEB Expense and Deferred Outflows of Resources and Deferred Inflows of Resources.* For the year ended June 30, 2025, the county recognized OPEB expense of \$541. On June 30, 2025, the county reported deferred outflows of resources and deferred inflows of resources related to OPEB from the following sources:

	Deferred Outflows of Resources	Deferred Inflows of Resources
Difference Between Expected and Actual Experience	\$ 0	\$ 173,479
Changes of Assumptions	146,604	165,560
Net Difference Between Projected and Benefits paid after the measurement date of June 30, 2024	<u>7,377</u>	<u>0</u>
Total	<u>\$ 153,981</u>	<u>\$ 339,039</u>

The amount shown above for “Benefits Paid After the Measurement Date” will be recognized as a reduction to OPEB liability in the following measurement period.

Amounts reported as deferred inflows and deferred outflows of resources (excluding benefits paid after the measurement date) related to OPEB will be recognized in OPEB expense as follows:

Year Ending June 30	Lawrence County
2026	\$ (54,140)
2027	(52,176)
2028	(40,790)
2029	(39,468)
2030	(14,956)
Thereafter	9,095

In the table shown above positive amounts will increase OPEB expense while negative amounts will decrease OPEB expense.

*Sensitivity of the Total OPEB Liability to Changes in the Discount Rate.* The following presents the total OPEB liability of the county calculated using the current discount rate as well as what the OPEB liability would be if it was calculated using a discount rate that is one percentage point lower or one percentage point higher than the current rate:

<b>Discount Rate</b>	1% Decrease	Current Discount Rate	1% Increase
Lawrence County	2.93%	3.93%	4.93%
Total OPEB Liability	\$ 468,930	\$ 430,550	\$ 395,095

*Sensitivity of the Total OPEB Liability to Changes in the Healthcare Cost Trend Rate.* The following presents the total OPEB liability of the county calculated using the current healthcare cost trend rate, as well as what the OPEB liability would be if it was calculated using a trend rate that is one percentage point lower or one percentage point higher than the current rate:

<b>Healthcare Cost Trend Rate</b>	1% Decrease	Current Trend Rate	1% Increase
Lawrence County	9.68 to 3.5%	10.68 to 4.5%	11.68 to 5.5%
Total OPEB Liability	\$ 379,847	\$ 430,550	\$ 490,882

### Closed Local Education (LEP) OPEB Plan (Discretely Presented School Department)

*Plan Description.* Employees of the Lawrence County School Department who were hired prior to July 1, 2015, are provided with pre-65 retiree health insurance benefits through the closed Local Education Plan (LEP) administered by the Tennessee Department of Finance and Administration. All eligible pre-65 retired teachers, support staff, and disability participants of local education agencies, who choose coverage, participate in the LEP. This plan is closed to the employees of all participating employers that were hired on or after July 1, 2015.

*Benefits Provided.* The Lawrence County School Department offers the LEP to provide health insurance coverage to eligible pre-65 retirees, support staff, and disabled participants of local education agencies. Retirees are required to discontinue coverage under the LEP upon obtaining Medicare eligibility. Insurance coverage is the only postemployment benefit provided to retirees. An insurance committee created in accordance with *TCA 8-27-301* establishes and amends the benefit terms of the LEP. All members have the option of choosing between the premier preferred provider organization (PPO), standard PPO, limited PPO, or the wellness health savings consumer-driven health plan (CDHP) for healthcare benefits. Retired plan members of the LEP receive the same plan benefits as active employees at a blended premium rate that considers the cost of all participants. This creates an implicit subsidy for retirees. Participating employers determine their own policy related to direct subsidies provided for the retiree premiums. The Lawrence County School Department (LCSD) provides post-retirement health care benefits, in accordance with contract provisions, to all employees who retire from the school department on or after 30 years' service (ten of the 30 with the LCSD) or age 55 (or over) with at least 17 years' service (ten of the 17 with LCSD). The school department pays the cost of individual coverage for accident and health insurance until the individual reaches the age of 65. The state, as a governmental non-employer contributing entity, provides a direct subsidy for eligible retirees' premiums based on years of service. Therefore, retirees with 30 or more years of service will receive 45 percent; 20 but less than 30 years, 35 percent and less than 20 years, 25 percent of the scheduled premium. No subsidy is provided by the state for enrollees of the health savings CDHP.

*Employees Covered by Benefit Terms.* At the measurement date of June 30, 2024, the following employees were covered by the benefit terms:

Inactive Employees Currently Receiving Benefits	44
Inactive Employees Entitled To But Not Yet Receiving Benefits	1
Active Employees Eligible for Benefits	<u>541</u>
Total	<u><u>586</u></u>

A state insurance committee, created in accordance with *TCA 8-27-301*, establishes the required payments to the LEP by member employers and employees through the blended premiums established for active and retired employees. Claims liabilities of the plan are periodically computed using actuarial and statistical techniques to establish premium rates. Administrative costs are allocated to plan participants. Employers contribute towards employee costs based on their own developed policies. During the current reporting period, the school department paid \$456,116 to the LEP for OPEB benefits as they came due.

*Changes in the Collective Total OPEB Liability – As of the Measurement Date*

	Share of Collective Liability		
	Lawrence County School Department	State of TN	Total OPEB Liability
	70.58%	29.42%	
Balance July 1, 2023	\$ 13,741,780	\$ 5,897,973	\$ 19,639,753
Changes for the Year:			
Service Cost	\$ 607,062	\$ 253,075	\$ 860,137
Interest	519,623	216,622	736,245
Changes in Benefit Terms	(8,647)	8,647	0
Difference between Expected and Actual Experience	(544,299)	(226,909)	(771,208)
Changes in Assumption	260,302	108,516	368,818
Change in Proportion	119,449	(119,449)	0
Benefit Payments	(459,676)	(203,883)	(663,559)
Net Changes	\$ 493,814	\$ 36,619	\$ 530,433
Balance June 30, 2024	\$ 14,235,594	\$ 5,934,592	\$ 20,170,186

The Lawrence County School Department has a special funding situation related to benefits paid by the State of Tennessee for its eligible retired employees participating in the LEP. The Lawrence County School Department's proportionate share of the collective total OPEB liability was based on a projection of the employer's long-term share of benefit payments to the OPEB plan relative to the projected share of benefit payments of all participating employers and nonemployer contributing entities, actuarially determined. The school department recognized \$523,671 in revenue for subsidies provided by nonemployer contributing entities for benefits paid by the LEP for school department retirees.

During the year, the Lawrence County School Department's proportionate share of the collective OPEB liability was 70.58 percent and the State of Tennessee's share was 29.42 percent.

*OPEB Expense and Deferred Outflows of Resources and Deferred Inflows of Resources.* For the year ended June 30, 2025, the school department recognized OPEB expense of \$1,061,491 including the state's share of the expense. On June 30, 2025, the school department reported deferred outflows of resources and deferred inflows of resources related to its proportionate share of OPEB from the following sources:

	Deferred Outflows of Resources	Deferred Inflows of Resources
Difference Between Actual and Expected Experience	\$ 362,717	\$ 1,682,471
Changes in Proportion	132,597	887,577
Changes of Assumptions	1,708,192	1,447,199
Benefits Paid After the Measurement Date of June 30, 2024	456,116	0
Total	\$ 2,659,622	\$ 4,017,247

The amount shown above for "Benefits Paid After the Measurement Date" will be recognized as a reduction to OPEB liability in the following measurement period.

Amounts reported as deferred inflows and deferred outflows of resources (excluding benefits paid after the measurement date) related to OPEB will be recognized in OPEB expense as follows:

Year Ending June 30	School Department
2026	\$ (588,865)
2027	(549,526)
2028	(426,497)
2029	(143,066)
2030	(114,572)
Thereafter	8,785

In the table shown above, positive amounts will increase OPEB expense while negative amounts will decrease OPEB expense.

*Sensitivity of Proportionate Share of the Collective Total OPEB Liability to Changes in the Discount Rate.* The following presents the school department's proportionate share of the collective total OPEB liability related to the LEP, as well as what the proportionate share of the collective total OPEB liability would be if it were calculated using a discount rate that is one percentage point lower or one percentage point higher than the current discount rate.

<b>Discount Rate</b>	1% Decrease	Current Discount Rate	1% Increase
	2.93%	3.93%	4.93%

Proportionate Share of the Collective Total OPEB Liability	\$ 15,280,406	\$ 14,235,594	\$ 13,234,884
--	---------------	---------------	---------------

*Sensitivity of Proportionate Share of the Collective Total OPEB Liability to Changes in the Healthcare Cost Trend Rate.* The following presents the school department's proportionate share of the collective total OPEB liability related to the LEP, as well as what the proportionate share of the collective total OPEB liability would be if it were calculated using a healthcare cost trend rate that is one percentage point lower or one percentage point higher than the current healthcare cost trend rate.

<b>Healthcare Cost Trend Rate</b>	1% Decrease	Current Trend Rates	1% Increase
	9.68 to 3.5%	10.68 to 4.5%	11.68 to 5.5%

Proportionate Share of the Collective Total OPEB Liability	\$ 12,786,297	\$ 14,235,594	\$ 15,901,276
--	---------------	---------------	---------------

### *I. Office of Central Accounting and Budgeting*

Lawrence County operates under the provisions of the Fiscal Control Acts of 1957. These acts provide for a central system of accounting, budgeting, and purchasing covering all funds administered by the county executive and road superintendent. These funds are maintained in the Office of Central Accounting and Budgeting under the supervision of the director of accounts and budgets.

## *J. Purchasing Laws*

### **Office of Central Purchasing**

Purchasing procedures for the Office of County Executive and the highway department are governed by the County Purchasing Law of 1957, Section 5-14-101 et seq., *Tennessee Code Annotated (TCA)*. Purchases for the highway department are also governed by the Uniform Road Law, Section 54-7-113, *TCA*. Section 5-14-101 et seq., *TCA*, provides for a purchasing agent, appointed by the county executive and approved by the Lawrence County Commission, to make all purchases. Effective September 24, 2013, the Lawrence County Commission added the duties of the purchasing agent to the director of accounts and budgets. This statute also provides for a County Purchasing Committee to assist the purchasing agent in the determination of overall purchasing policies. These statutes require all purchases exceeding \$50,000 to be made on the basis of publicly advertised competitive bids. Additionally, the county commission requires three quotes for purchases over \$20,000.

### **Office of Director of Schools**

Purchasing procedures for the Lawrence County School Department are governed by purchasing laws applicable to schools as set forth in Section 49-2-203, *TCA*, which provides for the county Board of Education, through its executive committee (director of schools and chairman of the Board of Education), to make all purchases. This statute also requires competitive bids to be solicited through newspaper advertisement on all purchases exceeding \$25,000. Additionally, the Board of Education requires three quotes for all purchases less than \$25,000 (whenever possible), and competitive bids on all purchases made from federal grant funds exceeding \$5,000.

## *K. Subsequent Events*

On August 12, 2025, the county's General Fund issued a 13-year capital outlay note in the amount of \$1,000,000 to the Lawrenceburg-Lawrence County Airport Board (a Joint Venture) to finance capital improvements.

On November 25, 2025, Lawrence County approved the issuance of \$401,277 in capital outlay notes (interfund loan) for highway equipment.

## REQUIRED SUPPLEMENTARY INFORMATION SECTION

**LAWRENCE COUNTY, TENNESSEE**  
**Schedule of Changes in Net Pension Liability (Asset) and Related Ratios**  
**Based on Participation in the Public Employee Pension Plan of TCRS**  
 Primary Government  
**For the Fiscal Year Ended June 30**

	2015	2016	2017	2018	2019	2020	2021	2022	2023	2024
<b>Total Pension Liability</b>										
Service Cost	\$ 1,211,026	\$ 1,232,011	\$ 1,265,829	\$ 1,353,325	\$ 1,341,143	\$ 1,407,715	\$ 1,393,087	\$ 1,669,810	\$ 1,872,175	\$ 1,926,066
Interest	3,048,419	3,165,275	3,352,588	3,489,668	3,613,810	3,777,259	3,893,867	4,192,152	4,519,029	4,782,979
Differences Between Actual and Expected Experience	(607,124)	159,180	(394,656)	(875,115)	(190,218)	(902,119)	(172,788)	1,595,906	499,164	1,422,882
Changes of Assumptions	0	0	1,226,363	0	0	0	5,676,671	0	0	0
Benefit Payments, Including Refunds of Employee Contributions	(2,183,175)	(2,047,274)	(2,138,286)	(2,072,594)	(2,414,198)	(2,739,495)	(2,580,164)	(2,760,070)	(2,875,152)	(3,192,637)
Net Change in Total Pension Liability	\$ 1,469,146	\$ 2,509,192	\$ 3,311,838	\$ 1,895,284	\$ 2,350,537	\$ 1,543,360	\$ 8,210,673	\$ 4,697,798	\$ 4,015,216	\$ 4,939,290
Total Pension Liability, Beginning	40,526,153	41,995,299	44,504,491	47,816,329	49,711,613	52,062,150	53,605,510	61,816,183	66,513,981	70,529,197
Total Pension Liability, Ending (a)	\$ 41,995,299	\$ 44,504,491	\$ 47,816,329	\$ 49,711,613	\$ 52,062,150	\$ 53,605,510	\$ 61,816,183	\$ 66,513,981	\$ 70,529,197	\$ 75,468,487
<b>Plan Fiduciary Net Position</b>										
Contributions - Employer	\$ 1,320,163	\$ 1,397,768	\$ 1,433,034	\$ 1,450,213	\$ 1,490,029	\$ 1,083,294	\$ 1,127,462	\$ 354,561	\$ 1,012,232	\$ 1,136,742
Contributions - Employee	676,371	961,918	448,058	743,238	766,540	774,283	812,302	894,198	922,459	1,009,108
Net Investment Income	1,271,681	1,129,720	4,952,304	4,028,396	3,908,335	2,769,114	14,906,860	(2,737,712)	4,539,960	6,933,091
Benefit Payments, Including Refunds of Employee Contributions	(2,183,175)	(2,047,274)	(2,138,286)	(2,072,594)	(2,414,198)	(2,739,495)	(2,580,164)	(2,760,070)	(2,875,152)	(3,192,637)
Administrative Expense	(28,821)	(43,608)	(48,925)	(54,409)	(49,937)	(49,962)	(50,733)	(57,133)	(60,558)	(75,077)
Other	0	0	(25)	0	0	0	0	0	0	0
Net Change in Plan Fiduciary Net Position	\$ 1,056,219	\$ 1,398,524	\$ 4,646,160	\$ 4,094,844	\$ 3,700,769	\$ 1,837,234	\$ 14,215,727	\$ (4,306,156)	\$ 3,538,941	\$ 5,811,227
Plan Fiduciary Net Position, Beginning	41,397,315	42,453,534	43,852,058	48,498,218	52,593,062	56,293,831	58,131,065	72,346,792	68,040,636	71,579,577
Plan Fiduciary Net Position, Ending (b)	\$ 42,453,534	\$ 43,852,058	\$ 48,498,218	\$ 52,593,062	\$ 56,293,831	\$ 58,131,065	\$ 72,346,792	\$ 68,040,636	\$ 71,579,577	\$ 77,390,804
Net Pension Liability (Asset), Ending (a - b)	\$ (458,235)	\$ 652,433	\$ (681,889)	\$ (2,881,449)	\$ (4,231,681)	\$ (4,525,555)	\$ (10,530,609)	\$ (1,526,655)	\$ (1,050,380)	\$ (1,922,317)
Plan Fiduciary Net Position as a Percentage of Total Pension Liability	101.09%	98.53%	101.43%	105.80%	108.13%	108.44%	117.04%	102.30%	101.49%	102.55%
Covered Payroll	\$ 13,508,240	\$ 14,307,019	\$ 14,667,955	\$ 14,843,552	\$ 15,251,089	\$ 15,475,580	\$ 16,245,751	\$ 17,728,166	\$ 18,418,936	\$ 20,119,206
Net Pension Liability (Asset) as a Percentage of Covered Payroll	3.39%	4.56%	(4.65)%	(19.41)%	(27.75)%	(29.24)%	(64.82)%	(8.61)%	(5.70)%	(9.55)%

Note: The agent plan is a single plan reported under one account with the Tennessee Consolidated Retirement System. This plan covers employees of the primary government and non-certified employees of the discretely presented school department.

**LAWRENCE COUNTY, TENNESSEE**  
**Schedule of Contributions Based on Participation in the Public**  
**Employee Pension Plan of TCRS**  
 Primary Government  
**For the Fiscal Year Ended June 30**

	2016	2017	2018	2019	2020	2021	2022	2023	2024	2025
Actuarially Determined Contribution	\$ 1,397,768	\$ 1,433,034	\$ 1,450,213	\$ 1,490,029	\$ 1,075,556	\$ 1,127,462	\$ 319,105	\$ 984,626	\$ 1,136,742	\$ 1,258,605
Less: Contributions in Relation to the Actuarially Determined Contribution	(1,397,768)	(1,433,034)	(1,450,213)	(1,490,029)	(1,083,294)	(1,127,462)	(354,561)	(1,012,232)	(1,136,742)	(1,258,605)
Contribution Deficiency (Excess)	\$ 0	\$ 0	\$ 0	\$ 0	\$ (7,738)	\$ 0	\$ (35,456)	\$ (27,606)	\$ 0	\$ 0
Covered Payroll	\$ 14,307,019	\$ 14,667,955	\$ 14,843,552	\$ 15,251,089	\$ 15,475,580	\$ 16,245,751	\$ 17,728,166	\$ 18,418,936	\$ 20,119,206	\$ 21,477,901
Contributions as a Percentage of Covered Payroll	9.77%	9.77%	9.77%	9.77%	7.00%	6.94%	2.00%	5.50%	5.65%	5.86%

Note: The agent plan is a single plan reported under one account with the Tennessee Consolidated Retirement System. This plan covers employees of the primary government and non-certified employees of the discretely presented school department.

**LAWRENCE COUNTY, TENNESSEE**  
**Schedule of Contributions Based on Participation in the Teacher**  
**Retirement Plan of TCRS**  
 Discretely Presented Lawrence County School Department  
**For the Fiscal Year Ended June 30**

	2016	2017	2018	2019	2020	2021	2022	2023	2024	2025
Contractually Required Contribution	\$ 48,374	\$ 81,585	\$ 98,331	\$ 65,843	\$ 78,006	\$ 99,675	\$ 131,656	\$ 231,476	\$ 328,842	\$ 363,096
Less: Contributions in Relation to the Contractually Required Contribution	(48,374)	(81,585)	(98,331)	(65,843)	(78,006)	(99,675)	(131,656)	(231,476)	(328,842)	(363,096)
Contribution Deficiency (Excess)	\$ 0	\$ 0	\$ 0	\$ 0	\$ 0	\$ 0	\$ 0	\$ 0	\$ 0	\$ 0
Covered Payroll	\$ 1,209,349	\$ 1,937,690	\$ 2,493,546	\$ 3,393,963	\$ 3,842,677	\$ 4,934,380	\$ 6,550,107	\$ 8,065,372	\$ 11,147,131	\$ 12,103,200
Contributions as a Percentage of Covered Payroll	4%	4%	4%	1.94%	2.03%	2.02%	2.01%	2.87%	2.95%	3.00%

Note: Beginning in FY 2019, the school department placed the actuarially determined contribution rate of covered payroll into the pension plan and placed the remainder of the four percent contractually required contribution into the Pension Stabilization Reserve Trust (SRT).

- 2019: Pension - 1.94%, SRT - 2.02%
- 2020: Pension - 2.03%, SRT - 1.97%
- 2021: Pension - 2.02%, SRT - 1.98%
- 2022: Pension - 2.01%, SRT - 1.99%
- 2023: Pension - 2.87%, SRT - 1.13%
- 2024: Pension - 2.95%, SRT - 1.05%
- 2025: Pension - 3.00%, SRT - 1.00%

**LAWRENCE COUNTY, TENNESSEE**

**Schedule of Contributions Based on Participation in the Teacher**

**Legacy Pension Plan of TCRS**

Discretely Presented Lawrence County School Department

**For the Fiscal Year Ended June 30**

	2016	2017	2018	2019	2020	2021	2022	2023	2024	2025
Contractually Required Contribution	\$ 2,269,765	\$ 2,287,823	\$ 2,278,712	\$ 2,569,550	\$ 2,639,259	\$ 2,666,988	\$ 2,577,517	\$ 2,167,046	\$ 1,775,703	\$ 1,623,411
Less: Contributions in Relation to the Contractually Required Contribution	(2,269,765)	(2,287,823)	(2,278,712)	(2,569,550)	(2,639,259)	(2,666,988)	(2,577,517)	(2,167,046)	(1,775,703)	(1,623,411)
Contribution Deficiency (Excess)	\$ 0	\$ 0	\$ 0	\$ 0	\$ 0	\$ 0	\$ 0	\$ 0	\$ 0	\$ 0
Covered Payroll	\$ 25,108,537	\$ 25,409,660	\$ 25,060,676	\$ 24,565,513	\$ 24,828,382	\$ 25,968,707	\$ 24,957,991	\$ 24,937,189	\$ 26,012,614	\$ 25,525,330
Contributions as a Percentage of Covered Payroll	9.04%	9.04%	9.08%	10.46%	10.63%	10.27%	10.33%	8.69%	6.83%	6.36%

**LAWRENCE COUNTY, TENNESSEE**  
**Schedule of Proportionate Share of the Net Pension Liability (Asset)**  
**in the Teacher Retirement Plan of TCRS**  
 Discretely Presented Lawrence County School Department  
**For the Fiscal Year Ended June 30**

	2015	2016	2017	2018	2019	2020	2021	2022	2023	2024
School Department's Proportion of the Net Pension Liability (Asset)	0.166438%	0.274849%	0.310756%	0.281306%	0.320728%	0.304509%	0.341902%	0.383560%	0.405489%	0.474520%
School Department's Proportionate Share of the Net Pension Liability (Asset)	\$ (6,696)	\$ (28,613)	\$ (81,990)	\$ (127,580)	\$ (181,046)	\$ (173,157)	\$ (370,353)	\$ (116,190)	\$ (171,941)	\$ (338,146)
Covered Payroll	\$ 345,812	\$ 1,209,349	\$ 1,937,690	\$ 2,493,546	\$ 3,393,963	\$ 3,842,677	\$ 4,934,380	\$ 6,550,107	\$ 8,065,372	\$ 11,147,131
School Department's Proportionate Share of the Net Pension Liability (Asset) as a Percentage of its Covered Payroll	(1.94)%	(2.37)%	(4.23)%	(5.12)%	(5.33)%	(4.51)%	(7.51)%	(1.77)%	(2.13)%	(3.03)%
Plan Fiduciary Net Position as a Percentage of the Total Pension Liability (Asset)	127.46%	121.88%	126.81%	126.97%	123.07%	116.52%	121.53%	104.55%	104.97%	106.49%

**LAWRENCE COUNTY, TENNESSEE**  
**Schedule of Proportionate Share of the Net Pension Liability (Asset)**  
**in the Teacher Legacy Pension Plan of TCRS**  
 Discretely Presented Lawrence County School Department  
**For the Fiscal Year Ended June 30**

	2015	2016	2017	2018	2019	2020	2021	2022	2023	2024
School Department's Proportion of the Net Pension Liability (Asset)	0.674967%	0.695552%	0.715930%	0.716684%	0.732611%	0.745988%	0.791206%	0.760404%	0.768471%	0.789706%
School Department's Proportionate Share of the Net Pension Liability (Asset)	\$ 276,490	\$ 4,346,814	\$ (234,241)	\$ (2,521,952)	\$ (7,532,558)	\$ (5,688,707)	\$ (34,126,606)	\$ (9,325,640)	\$ (9,060,068)	\$ (13,605,543)
Covered Payroll	\$ 25,267,416	\$ 25,108,537	\$ 25,409,660	\$ 25,060,676	\$ 24,565,513	\$ 24,828,382	\$ 25,968,707	\$ 24,957,991	\$ 24,937,189	\$ 26,012,614
School Department's Proportionate Share of the Net Pension Liability (Asset) as a Percentage of its Covered Payroll	1.094253%	17.31%	(.92)%	(10.06)%	(30.66)%	(22.91)%	(131.41)%	(37.37)%	(36.33)%	(52.30)%
Plan Fiduciary Net Position as a Percentage of the Total Pension Liability (Asset)	99.81%	97.14%	100.14%	101.49%	104.28%	103.09%	116.13%	104.42%	104.11%	105.76%

**LAWRENCE COUNTY, TENNESSEE**

**Schedule of Changes in the Total OPEB Liability and Related Ratios - Local Government Plan**

Primary Government

**For the Fiscal Year Ended June 30**

	2017	2018	2019	2020	2021	2022	2023	2024
<b>Total OPEB Liability</b>								
Service Cost	\$ 46,959	\$ 44,426	\$ 52,552	\$ 50,823	\$ 61,127	\$ 46,301	\$ 26,378	\$ 39,740
Interest	15,268	19,530	21,001	19,271	13,825	10,050	10,638	14,941
Differences Between Actual and Expected Experience	0	(57,396)	(110,440)	(34,262)	(62,897)	(48,986)	(28,128)	(39,664)
Changes in Assumptions or Other Inputs	(27,516)	30,552	25,124	47,370	(142,388)	(139,918)	95,445	48,486
Benefit Payments	(4,793)	(8,125)	(19,410)	(15,805)	(18,093)	(12,093)	(12,610)	(5,043)
Net Change in Total OPEB Liability	\$ 29,918	\$ 28,987	\$ (31,173)	\$ 67,397	\$ (148,426)	\$ (144,646)	\$ 91,723	\$ 58,460
Total OPEB Liability, Beginning	478,310	508,228	537,215	506,042	573,439	425,013	280,367	372,090
Total OPEB Liability, Ending	\$ 508,228	\$ 537,215	\$ 506,042	\$ 573,439	\$ 425,013	\$ 280,367	\$ 372,090	\$ 430,550
Covered Employee Payroll	\$ 8,904,896	\$ 9,386,103	\$ 10,071,303	\$ 9,965,184	\$ 10,578,700	\$ 11,963,596	\$ 12,056,062	\$ 13,088,912
Net OPEB Liability as a Percentage of Covered Employee Payroll	5.71%	5.72%	5.02%	5.75%	4.02%	2.34%	3.09%	3.29%

Note 1: Ten years of data will be presented when available.

Note 2: Changes in assumptions.

(a) The following are the discount rates used in each period:

2016	2.92%
2017	3.56%
2018	3.62%
2019	3.51%
2020	2.21%
2021	2.16%
2022	3.54%
2023	3.65%
2024	3.93%

(b) The assumed initial trend rate applicable to plan years was revised as follows:

- For the 2019 plan year - from 5.4% to 6.75%
- For the 2020 plan year - from 6.75% to 6.03%
- For the 2021 plan year - from 6.03% to 9.02%
- For the 2022 plan year - from 9.02% to 7.36%
- For the 2023 plan year - from 7.36% to 8.37%
- For the 2024 plan year - from 8.37% to 10.31%
- For the 2025 plan year - from 10.31% to 10.68%

Note 3: No assets are accumulated in the trust that meets the criteria in paragraph 4 of GASB Statement No. 75.

**LAWRENCE COUNTY, TENNESSEE**  
**Schedule of Changes in the Total OPEB Liability and Related Ratios**  
 Discretely Presented Lawrence County School Department  
**For the Fiscal Year Ended June 30**

	2017	2018	2019	2020	2021	2022	2023	2024
<b>Total OPEB Liability</b>								
Service Cost	\$ 1,610,450	\$ 1,502,935	\$ 1,012,315	\$ 764,815	\$ 972,638	\$ 1,015,589	\$ 791,156	\$ 860,137
Interest	713,301	880,300	696,172	599,474	421,520	410,535	650,590	736,245
Changes in Benefit Terms	0	(3,585,307)	(1,913,334)	0	0	0	0	0
Differences Between Actual and Expected Experience	0	(3,610,217)	295,263	(634,518)	110,294	585,908	(569,195)	(771,208)
Changes in Assumptions or Other Inputs	(1,059,033)	676,565	(1,211,182)	1,792,748	(891,514)	(1,669,170)	1,570,226	368,818
Benefit Payments	(789,339)	(926,251)	(820,874)	(746,195)	(723,495)	(722,266)	(773,492)	(663,559)
Net Change in Total OPEB Liability	\$ 475,379	\$ (5,061,975)	\$ (1,941,640)	\$ 1,776,324	\$ (110,557)	\$ (379,404)	\$ 1,669,285	\$ 530,433
Total OPEB Liability, Beginning	23,212,341	23,687,720	18,625,745	16,684,105	18,460,429	18,349,872	17,970,468	19,639,753
Total OPEB Liability, Ending	\$ 23,687,720	\$ 18,625,745	\$ 16,684,105	\$ 18,460,429	\$ 18,349,872	\$ 17,970,468	\$ 19,639,753	\$ 20,170,186
Nonemployer Contributing Entity Proportionate Share of the Total OPEB Liability	\$ 5,007,442	\$ 4,568,634	\$ 4,380,444	\$ 4,765,504	\$ 5,087,429	\$ 5,155,709	\$ 5,897,973	\$ 5,934,592
Employer Proportionate Share of the Total OPEB Liability	18,680,278	14,057,111	12,303,661	13,694,925	13,262,443	12,814,759	13,741,780	14,235,594
Covered Employee Payroll	\$ 32,901,250	\$ 34,363,765	\$ 34,842,637	\$ 36,093,652	\$ 38,043,035	\$ 39,010,778	\$ 41,365,784	\$ 46,299,930
Net OPEB Liability as a Percentage of Covered Employee Payroll	56.78%	40.91%	35.31%	37.94%	34.86%	32.85%	33.22%	30.75%

Note 1: Ten years of data will be presented when available.

Note 2: Changes in assumptions.

(a) The following are the discount rates used in each period:

2016	2.92%
2017	3.56%
2018	3.62%
2019	3.51%
2020	2.21%
2021	2.16%
2022	3.54%
2023	3.65%
2024	3.93%

(b) The assumed initial trend rate applicable to plan years was revised as follows:

- For the 2019 plan year - from 5.4% to 6.75%
- For the 2020 plan year - from 6.75% to 6.03%
- For the 2021 plan year - from 6.03% to 9.02%
- For the 2022 plan year - from 9.02% to 7.36%
- For the 2023 plan year - from 7.36% to 8.37%
- For the 2024 plan year - from 8.37% to 10.31%
- For the 2025 plan year - from 10.31% to 10.68%

Note 3: No assets are accumulated in the trust that meets the criteria in paragraph 4 of GASB Statement No. 75.

**LAWRENCE COUNTY, TENNESSEE**  
**NOTES TO THE REQUIRED SUPPLEMENTARY INFORMATION**  
**For the Year Ended June 30, 2025**

**TENNESSEE CONSOLIDATED RETIREMENT SYSTEM**

*Valuation Date:* Actuarially determined contribution rates for 2025 were calculated based on the June 30, 2023, actuarial valuation.

Methods and assumptions used to determine contribution rates:

Actuarial Cost Method	Entry Age Normal
Amortization Method	Level Dollar, Closed (Not to Exceed 20 Years)
Remaining Amortization Period	Varies by Year
Asset Valuation	10-Year Smoothed Within a 20% Corridor to Fair Value
Inflation	2.25%
Salary Increases	Graded Salary Ranges from 8.72% to 3.44% Based on Age, Including Inflation; averaging 4%
Investment Rate of Return	6.75%, Net of Investment Expense, Including Inflation
Retirement Age	Pattern of Retirement Determined by Experience Study
Mortality	Customized Table Based on Actual Experience Including an Adjustment for Some Anticipated Improvement
Cost of Living Adjustment	2.125%

*Changes of assumptions.* In 2021, the following assumptions were changed: decreased inflation rate from 2.5 percent to 2.25 percent; decreased the investment rate of return from 7.25 percent to 6.75 percent; decreased the cost-of-living adjustment from 2.25 percent to 2.125 percent; and modified mortality assumptions. In 2017, the following assumptions were changed: decreased inflation rate from 3 percent to 2.5 percent; decreased the investment rate of return from 7.5 percent to 7.25 percent; decreased the cost-of-living adjustment from 2.5 percent to 2.25 percent; decreased salary growth graded ranges from an average of 4.25 percent to an average of 4 percent; and modified mortality assumptions.

**COMBINING AND INDIVIDUAL FUND  
FINANCIAL STATEMENTS AND SCHEDULES**

# NONMAJOR GOVERNMENTAL FUNDS

## SPECIAL REVENUE FUNDS

---

*Special Revenue Funds are used to account for and report the proceeds of specific revenue sources that are restricted or committed to expenditure for specified purposes other than debt service or capital projects.*

**Courthouse and Jail Maintenance Fund** – The Courthouse and Jail Maintenance Fund is used to account for the proceeds of a special tax levied by private act on litigation. The proceeds of the tax must be used to pay for improvements and maintenance on the courthouse or jail.

**Industrial/Economic Development Fund** – The Industrial/Economic Development Fund is used to promote industrial and economic growth by encouraging enterprises to locate in or remain in Lawrence County.

**Drug Control Fund** – The Drug Control Fund is used to account for revenues received from drug-related fines, forfeitures, and seizures.

**Constitutional Officers - Fees Fund** – The Constitutional Officers - Fees Fund is used to account for operating expenses paid directly from the fee and commission accounts of the trustee, clerks, register of deeds, and sheriff.

## CAPITAL PROJECTS FUNDS

---

*Capital Projects Funds are used to account for and report financial resources that are restricted, committed, or assigned to expenditure for capital outlays, including the acquisition or construction of capital facilities and other capital assets.*

**Highway Capital Projects Fund** – The Highway Capital Projects Fund is used to account for general capital expenditures of the highway department.

## PERMANENT FUNDS

---

*Permanent Funds are used to account for the proceeds of gift instruments, which require that the principal be invested, and only the income from investments is available for expenditures.*

**Endowment Fund** – The Endowment Fund accounts for two private gifts received by the county for which the principal amount must remain intact while interest earned on the principal is to be expended to benefit Lawrence County's public library. The interest earned on the fund's investments is posted directly to the General Fund.

**LAWRENCE COUNTY, TENNESSEE**  
**Combining Balance Sheet - Nonmajor Governmental Funds**  
**June 30, 2025**

	Special Revenue Funds					Capital Projects Fund
	Courthouse and Jail Maintenance	Industrial / Economic Development	Drug Control	Constitu - tional Officers - Fees	Total	Highway Capital Projects
<b>ASSETS</b>						
Cash	\$ 0	\$ 0	\$ 0	\$ 149,936	\$ 149,936	\$ 0
Equity in Pooled Cash and Investments	75,104	416,093	55,976	0	547,173	5,298,445
Accounts Receivable	2,002	20,984	412	55,860	79,258	0
<b>Total Assets</b>	<b>\$ 77,106</b>	<b>\$ 437,077</b>	<b>\$ 56,388</b>	<b>\$ 205,796</b>	<b>\$ 776,367</b>	<b>\$ 5,298,445</b>
<b>LIABILITIES</b>						
Accounts Payable	\$ 0	\$ 0	\$ 1,039	\$ 0	\$ 1,039	\$ 358,002
<b>Total Liabilities</b>	<b>\$ 0</b>	<b>\$ 0</b>	<b>\$ 1,039</b>	<b>\$ 0</b>	<b>\$ 1,039</b>	<b>\$ 358,002</b>
<b>FUND BALANCES</b>						
Nonspendable:						
Endowments	\$ 0	\$ 0	\$ 0	\$ 0	\$ 0	\$ 0
Restricted:						
Restricted for Public Safety	77,106	0	55,349	0	132,455	0
Restricted for Capital Projects	0	0	0	0	0	4,935,564
Committed:						
Committed for Finance	0	0	0	205,796	205,796	0
Committed for Public Health and Welfare	0	437,077	0	0	437,077	0
Committed for Capital Projects	0	0	0	0	0	4,879
<b>Total Fund Balances</b>	<b>\$ 77,106</b>	<b>\$ 437,077</b>	<b>\$ 55,349</b>	<b>\$ 205,796</b>	<b>\$ 775,328</b>	<b>\$ 4,940,443</b>
<b>Total Liabilities and Fund Balances</b>	<b>\$ 77,106</b>	<b>\$ 437,077</b>	<b>\$ 56,388</b>	<b>\$ 205,796</b>	<b>\$ 776,367</b>	<b>\$ 5,298,445</b>

(Continued)

**LAWRENCE COUNTY, TENNESSEE**  
**Combining Balance Sheet - Nonmajor Governmental Funds (Cont.)**

	<b>Permanent Fund</b>	Total Nonmajor Governmental Funds
<b>ASSETS</b>	Endowment	
Cash	\$ 0	\$ 149,936
Equity in Pooled Cash and Investments	75,799	5,921,417
Accounts Receivable	0	79,258
Total Assets	\$ 75,799	\$ 6,150,611
<b>LIABILITIES</b>		
Accounts Payable	\$ 0	\$ 359,041
Total Liabilities	\$ 0	\$ 359,041
<b>FUND BALANCES</b>		
Nonspendable:		
Endowments	\$ 75,799	\$ 75,799
Restricted:		
Restricted for Public Safety	0	132,455
Restricted for Capital Projects	0	4,935,564
Committed:		
Committed for Finance	0	205,796
Committed for Public Health and Welfare	0	437,077
Committed for Capital Projects	0	4,879
Total Fund Balances	\$ 75,799	\$ 5,791,570
Total Liabilities and Fund Balances	\$ 75,799	\$ 6,150,611

**LAWRENCE COUNTY, TENNESSEE**  
**Combining Statement of Revenues, Expenditures, and Changes**  
**in Fund Balances - Nonmajor Governmental Funds**  
**For the Year Ended June 30, 2025**

	Special Revenue Funds					Capital Projects Funds
	Courthouse and Jail Maintenance	Industrial / Economic Development	Drug Control	Constitu - tional Officers - Fees	Total	Formerly Nonmajor General Capital Projects
<b>Revenues</b>						
Local Taxes	\$ 28,980	\$ 215,815	\$ 0	\$ 0	\$ 244,795	\$ 0
Fines, Forfeitures, and Penalties	268	0	17,426	0	17,694	0
Charges for Current Services	0	0	0	819,319	819,319	0
Other Local Revenues	0	0	8,602	0	8,602	0
Total Revenues	\$ 29,248	\$ 215,815	\$ 26,028	\$ 819,319	\$ 1,090,410	\$ 0
<b>Expenditures</b>						
Current:						
Finance	\$ 0	\$ 0	\$ 0	\$ 806,140	\$ 806,140	\$ 0
Administration of Justice	0	0	0	6,945	6,945	0
Public Safety	0	0	21,217	0	21,217	0
Other Operations	281	12,500	0	0	12,781	0
Capital Projects	0	46,623	0	0	46,623	0
Total Expenditures	\$ 281	\$ 59,123	\$ 21,217	\$ 813,085	\$ 893,706	\$ 0
Excess (Deficiency) of Revenues Over Expenditures	\$ 28,967	\$ 156,692	\$ 4,811	\$ 6,234	\$ 196,704	\$ 0
<b>Other Financing Sources (Uses)</b>						
Bonds Issued	\$ 0	\$ 0	\$ 0	\$ 0	\$ 0	\$ 0
Total Other Financing Sources (Uses)	\$ 0	\$ 0	\$ 0	\$ 0	\$ 0	\$ 0
Net Change in Fund Balances	\$ 28,967	\$ 156,692	\$ 4,811	\$ 6,234	\$ 196,704	\$ 0
Change to or Within the Reporting Entity	0	0	0	0	0	(3,262,482)
Fund Balance, July 1, 2024	48,139	280,385	50,538	199,562	578,624	3,262,482
Fund Balance, June 30, 2025	\$ 77,106	\$ 437,077	\$ 55,349	\$ 205,796	\$ 775,328	\$ 0

(Continued)

**LAWRENCE COUNTY, TENNESSEE**  
**Combining Statement of Revenues, Expenditures, and Changes**  
**in Fund Balances - Nonmajor Governmental Funds (Cont.)**

	<u>Capital Projects Funds</u> <u>(Cont.)</u>		<u>Permanent</u> <u>Fund</u>		Total
	Highway Capital Projects	Total	Endowment		Nonmajor Governmental Funds
<b>Revenues</b>					
Local Taxes	\$ 0	\$ 0	\$ 0	\$ 0	244,795
Fines, Forfeitures, and Penalties	0	0	0	0	17,694
Charges for Current Services	0	0	0	0	819,319
Other Local Revenues	0	0	0	0	8,602
Total Revenues	<u>\$ 0</u>	<u>\$ 0</u>	<u>\$ 0</u>	<u>\$ 0</u>	<u>1,090,410</u>
<b>Expenditures</b>					
Current:					
Finance	\$ 0	\$ 0	\$ 0	\$ 0	806,140
Administration of Justice	0	0	0	0	6,945
Public Safety	0	0	0	0	21,217
Other Operations	0	0	0	0	12,781
Capital Projects	1,064,436	1,064,436	0	0	1,111,059
Total Expenditures	<u>\$ 1,064,436</u>	<u>\$ 1,064,436</u>	<u>\$ 0</u>	<u>\$ 0</u>	<u>1,958,142</u>
Excess (Deficiency) of Revenues					
Over Expenditures	\$ (1,064,436)	\$ (1,064,436)	\$ 0	\$ 0	(867,732)
<b>Other Financing Sources (Uses)</b>					
Bonds Issued	\$ 6,000,000	\$ 6,000,000	\$ 0	\$ 0	6,000,000
Total Other Financing Sources (Uses)	<u>\$ 6,000,000</u>	<u>\$ 6,000,000</u>	<u>\$ 0</u>	<u>\$ 0</u>	<u>6,000,000</u>
Net Change in Fund Balances	\$ 4,935,564	\$ 4,935,564	\$ 0	\$ 0	5,132,268
Change to or Within the Reporting Entity	0	(3,262,482)	0	0	(3,262,482)
Fund Balance, July 1, 2024	<u>4,879</u>	<u>3,267,361</u>	<u>75,799</u>		<u>3,921,784</u>
Fund Balance, June 30, 2025	<u>\$ 4,940,443</u>	<u>\$ 4,940,443</u>	<u>\$ 75,799</u>	<u>\$ 0</u>	<u>5,791,570</u>

**LAWRENCE COUNTY, TENNESSEE**  
**Schedule of Revenues, Expenditures, and Changes**  
**in Fund Balance - Actual and Budget**  
 Courthouse and Jail Maintenance Fund  
**For the Year Ended June 30, 2025**

	Actual	Budgeted Amounts		Variance with Final Budget - Positive (Negative)
		Original	Final	
<b>Revenues</b>				
Local Taxes	\$ 28,980	\$ 14,000	\$ 14,000	\$ 14,980
Fines, Forfeitures, and Penalties	268	400	400	(132)
Total Revenues	<u>\$ 29,248</u>	<u>\$ 14,400</u>	<u>\$ 14,400</u>	<u>\$ 14,848</u>
<b>Expenditures</b>				
Other Operations				
Other Charges	\$ 281	\$ 25,200	\$ 25,200	\$ 24,919
Total Expenditures	<u>\$ 281</u>	<u>\$ 25,200</u>	<u>\$ 25,200</u>	<u>\$ 24,919</u>
Excess (Deficiency) of Revenues Over Expenditures	<u>\$ 28,967</u>	<u>\$ (10,800)</u>	<u>\$ (10,800)</u>	<u>\$ 39,767</u>
Net Change in Fund Balance	\$ 28,967	\$ (10,800)	\$ (10,800)	\$ 39,767
Fund Balance, July 1, 2024	<u>48,139</u>	<u>65,637</u>	<u>48,139</u>	<u>0</u>
Fund Balance, June 30, 2025	<u><u>\$ 77,106</u></u>	<u><u>\$ 54,837</u></u>	<u><u>\$ 37,339</u></u>	<u><u>\$ 39,767</u></u>

**LAWRENCE COUNTY, TENNESSEE**  
**Schedule of Revenues, Expenditures, and Changes**  
**in Fund Balance - Actual and Budget**  
 Industrial/Economic Development Fund  
**For the Year Ended June 30, 2025**

	Actual	Budgeted Amounts		Variance with Final Budget - Positive (Negative)
		Original	Final	
<b>Revenues</b>				
Local Taxes	\$ 215,815	\$ 200,000	\$ 200,000	\$ 15,815
Federal Government	0	1,000,000	0	0
Other Governments and Citizens Groups	0	609,500	0	0
Total Revenues	<u>\$ 215,815</u>	<u>\$ 1,809,500</u>	<u>\$ 200,000</u>	<u>\$ 15,815</u>
<b>Expenditures</b>				
Other Operations				
Industrial Development	\$ 12,500	\$ 0	\$ 12,500	\$ 0
Capital Projects				
General Administration Projects	46,623	44,559	47,059	436
Public Utility Projects	0	1,802,500	0	0
Total Expenditures	<u>\$ 59,123</u>	<u>\$ 1,847,059</u>	<u>\$ 59,559</u>	<u>\$ 436</u>
Excess (Deficiency) of Revenues Over Expenditures	<u>\$ 156,692</u>	<u>\$ (37,559)</u>	<u>\$ 140,441</u>	<u>\$ 16,251</u>
Net Change in Fund Balance	\$ 156,692	\$ (37,559)	\$ 140,441	\$ 16,251
Fund Balance, July 1, 2024	<u>280,385</u>	<u>122,526</u>	<u>280,385</u>	<u>0</u>
Fund Balance, June 30, 2025	<u><u>\$ 437,077</u></u>	<u><u>\$ 84,967</u></u>	<u><u>\$ 420,826</u></u>	<u><u>\$ 16,251</u></u>

**LAWRENCE COUNTY, TENNESSEE**  
**Schedule of Revenues, Expenditures, and Changes**  
**in Fund Balance - Actual and Budget**  
Drug Control Fund  
**For the Year Ended June 30, 2025**

	Actual	Budgeted Amounts		Variance with Final Budget - Positive (Negative)
		Original	Final	
<b>Revenues</b>				
Fines, Forfeitures, and Penalties	\$ 17,426	\$ 15,200	\$ 15,200	\$ 2,226
Other Local Revenues	8,602	0	0	8,602
Total Revenues	\$ 26,028	\$ 15,200	\$ 15,200	\$ 10,828
<b>Expenditures</b>				
Public Safety				
Drug Enforcement	\$ 21,217	\$ 33,200	\$ 33,200	\$ 11,983
Total Expenditures	\$ 21,217	\$ 33,200	\$ 33,200	\$ 11,983
Excess (Deficiency) of Revenues Over Expenditures	\$ 4,811	\$ (18,000)	\$ (18,000)	\$ 22,811
Net Change in Fund Balance	\$ 4,811	\$ (18,000)	\$ (18,000)	\$ 22,811
Fund Balance, July 1, 2024	50,538	44,362	50,538	0
Fund Balance, June 30, 2025	\$ 55,349	\$ 26,362	\$ 32,538	\$ 22,811

**LAWRENCE COUNTY, TENNESSEE**  
**Schedule of Revenues, Expenditures, and Changes**  
**in Fund Balance - Actual and Budget**  
 Highway Capital Projects Fund  
**For the Year Ended June 30, 2025**

	Actual	Budgeted Amounts		Variance with Final Budget - Positive (Negative)
		Original	Final	
Total Revenues	\$ 0	\$ 0	\$ 0	\$ 0
<b>Expenditures</b>				
Capital Projects				
Highway and Street Capital Projects	\$ 1,064,436	\$ 0	\$ 6,000,000	\$ 4,935,564
Total Expenditures	\$ 1,064,436	\$ 0	\$ 6,000,000	\$ 4,935,564
Excess (Deficiency) of Revenues Over Expenditures	\$ (1,064,436)	\$ 0	\$ (6,000,000)	\$ 4,935,564
<b>Other Financing Sources (Uses)</b>				
Bonds Issued	\$ 6,000,000	\$ 0	\$ 6,000,000	\$ 0
Total Other Financing Sources	\$ 6,000,000	\$ 0	\$ 6,000,000	\$ 0
Net Change in Fund Balance	\$ 4,935,564	\$ 0	\$ 0	\$ 4,935,564
Fund Balance, July 1, 2024	4,879	4,878	4,878	1
Fund Balance, June 30, 2025	\$ 4,940,443	\$ 4,878	\$ 4,878	\$ 4,935,565

## **MAJOR GOVERNMENTAL FUNDS**

### **GENERAL DEBT SERVICE FUND**

---

*The General Debt Service Fund is used to account for and report financial resources that are restricted, committed, or assigned to expenditure for principal and interest.*

### **GENERAL CAPITAL PROJECTS FUND**

---

*The General Capital Projects Fund is used to account for general capital expenditures of the county.*

**LAWRENCE COUNTY, TENNESSEE**  
**Schedule of Revenues, Expenditures, and Changes**  
**in Fund Balance - Actual and Budget**  
 General Debt Service Fund  
**For the Year Ended June 30, 2025**

	Actual	Budgeted Amounts		Variance with Final Budget - Positive (Negative)
		Original	Final	
<b>Revenues</b>				
Local Taxes	\$ 4,992,096	\$ 4,692,480	\$ 4,692,480	\$ 299,616
Other Local Revenues	762,121	35,000	35,000	727,121
Other Governments and Citizens Groups	1,393,817	1,410,896	1,410,896	(17,079)
Total Revenues	<u>\$ 7,148,034</u>	<u>\$ 6,138,376</u>	<u>\$ 6,138,376</u>	<u>\$ 1,009,658</u>
<b>Expenditures</b>				
Principal on Debt				
General Government	\$ 2,692,200	\$ 3,190,900	\$ 2,692,200	\$ 0
Highways and Streets	373,950	159,100	373,950	0
Education	1,595,042	866,192	1,595,042	0
Interest on Debt				
General Government	927,777	1,066,918	927,777	0
Highways and Streets	172,859	174,900	172,859	0
Education	672,748	544,704	672,750	2
Other Debt Service				
General Government	84,205	539,000	107,137	22,932
Total Expenditures	<u>\$ 6,518,781</u>	<u>\$ 6,541,714</u>	<u>\$ 6,541,715</u>	<u>\$ 22,934</u>
Excess (Deficiency) of Revenues Over Expenditures	<u>\$ 629,253</u>	<u>\$ (403,338)</u>	<u>\$ (403,339)</u>	<u>\$ 1,032,592</u>
Net Change in Fund Balance	\$ 629,253	\$ (403,338)	\$ (403,339)	\$ 1,032,592
Fund Balance, July 1, 2024	<u>6,816,878</u>	<u>6,515,808</u>	<u>6,816,878</u>	<u>0</u>
Fund Balance, June 30, 2025	<u>\$ 7,446,131</u>	<u>\$ 6,112,470</u>	<u>\$ 6,413,539</u>	<u>\$ 1,032,592</u>

**LAWRENCE COUNTY, TENNESSEE**  
**Schedule of Revenues, Expenditures, and Changes**  
**in Fund Balance - Actual and Budget**  
 General Capital Projects Fund  
**For the Year Ended June 30, 2025**

	Actual	Budgeted Amounts		Variance with Final Budget - Positive (Negative)
		Original	Final	
<b>Revenues</b>				
Other Local Revenues	\$ 33,428	\$ 0	\$ 0	\$ 33,428
State of Tennessee	0	0	187,920	(187,920)
Federal Government	1,812,175	0	9,701,191	(7,889,016)
Total Revenues	<u>\$ 1,845,603</u>	<u>\$ 0</u>	<u>\$ 9,889,111</u>	<u>\$ (8,043,508)</u>
<b>Expenditures</b>				
Capital Projects				
General Administration Projects	\$ 451,915	\$ 0	\$ 533,726	\$ 81,811
Public Health and Welfare Projects	2,576,749	0	11,810,636	9,233,887
Social, Cultural, and Recreation Projects	0	0	60,000	60,000
Highway and Street Capital Projects	715,211	0	715,212	1
Education Capital Projects	12,700,000	0	12,700,000	0
Total Expenditures	<u>\$ 16,443,875</u>	<u>\$ 0</u>	<u>\$ 25,819,574</u>	<u>\$ 9,375,699</u>
Excess (Deficiency) of Revenues				
Over Expenditures	<u>\$ (14,598,272)</u>	<u>\$ 0</u>	<u>\$ (15,930,463)</u>	<u>\$ 1,332,191</u>
<b>Other Financing Sources (Uses)</b>				
Bonds Issued	\$ 14,800,000	\$ 0	\$ 13,207,567	\$ 1,592,433
Premiums on Debt Sold	1,133,597	0	0	1,133,597
Transfers Out	0	(700,000)	0	0
Total Other Financing Sources	<u>\$ 15,933,597</u>	<u>\$ (700,000)</u>	<u>\$ 13,207,567</u>	<u>\$ 2,726,030</u>
Net Change in Fund Balance	\$ 1,335,325	\$ (700,000)	\$ (2,722,896)	\$ 4,058,221
Changes to or Within the Financial Reporting Entity	3,262,482	0	0	3,262,482
Fund Balance, July 1, 2024	<u>0</u>	<u>1,216,079</u>	<u>3,262,482</u>	<u>(3,262,482)</u>
Fund Balance, June 30, 2025	<u>\$ 4,597,807</u>	<u>\$ 516,079</u>	<u>\$ 539,586</u>	<u>\$ 4,058,221</u>

## CUSTODIAL FUNDS

---

*Custodial Funds are used to account for assets held by the county in a custodial capacity or as an agent for individuals, private organizations, other governments, and/or other funds. Custodial Funds are reported using the economic resources measurement focus and the accrual basis of accounting. Custodial fund reporting focuses on net position and changes in net position. Custodial funds are distinguished from trust funds by the absence of a trust agreement or equivalent arrangement.*

**Cities - Sales Tax Fund** – The Cities - Sales Tax Fund is used to account for the second half of the sales tax revenues collected inside incorporated cities of the county. These revenues are received by the county from the state of Tennessee and forwarded to the various cities on a monthly basis.

**Cities - Property Tax Fund** – The Cities - Property Tax Fund is used to account for the property taxes of the City of Loretto. These collections are remitted to the city monthly.

**Constitutional Officers - Custodial Fund** – The Constitutional Officers - Custodial Fund is used to account for amounts collected in a custodial capacity by the county clerk, circuit, general sessions and juvenile courts clerk, clerk and master, register of deeds, and sheriff. Such collections include amounts due the state, cities, litigants, heirs, and others.

**Judicial District Drug Fund** – The Judicial District Drug Fund is used to account for state grants and other restricted revenues that are held in trust for the benefit of the judicial district drug task force.

**District Attorney General Fund** – The District Attorney General Fund is used to account for restricted revenue held in trust for the benefit of the Office of District Attorney General.

**LAWRENCE COUNTY, TENNESSEE**  
**Combining Statement of Net Position - Custodial Funds**  
**June 30, 2025**

	<b>Custodial Funds</b>					Total
	Cities - Sales Tax	Cities - Property Tax	Constitu - tional Officers - Custodial	Judicial District Drug	District Attorney General	
<b>ASSETS</b>						
Cash	\$ 0	\$ 0	\$ 1,785,891	\$ 46,725	\$ 0	\$ 1,832,616
Equity in Pooled Cash and Investments	0	7,051	0	105,646	18,773	131,470
Accounts Receivable	0	0	1,838	59,440	0	61,278
Due from Other Governments	1,262,570	0	0	623	0	1,263,193
<b>Total Assets</b>	<b>\$ 1,262,570</b>	<b>\$ 7,051</b>	<b>\$ 1,787,729</b>	<b>\$ 212,434</b>	<b>\$ 18,773</b>	<b>\$ 3,288,557</b>
<b>LIABILITIES</b>						
Accounts Payable	\$ 0	\$ 0	\$ 0	\$ 822	\$ 0	\$ 822
Due to Litigants, Heirs, and Others	0	0	0	44,776	0	44,776
Due to Other Taxing Units	1,262,570	7,051	0	0	0	1,269,621
<b>Total Liabilities</b>	<b>\$ 1,262,570</b>	<b>\$ 7,051</b>	<b>\$ 0</b>	<b>\$ 45,598</b>	<b>\$ 0</b>	<b>\$ 1,315,219</b>
<b>NET POSITION</b>						
Restricted for Individuals, Organizations, and Other Governments	\$ 0	\$ 0	\$ 1,787,729	\$ 166,836	\$ 18,773	\$ 1,973,338
<b>Total Net Position</b>	<b>\$ 0</b>	<b>\$ 0</b>	<b>\$ 1,787,729</b>	<b>\$ 166,836</b>	<b>\$ 18,773</b>	<b>\$ 1,973,338</b>

**LAWRENCE COUNTY, TENNESSEE**  
**Combining Statement of Changes in Net Position - Custodial Funds**  
**For the Year Ended June 30, 2025**

	<b>Custodial Funds</b>					
	Cities - Sales Tax	Cities - Property Tax	Constitu - tional Officers - Custodial	Judicial District Drug	District Attorney General	Total
<b>ADDITIONS</b>						
Sales Tax Collections for Other Governments	\$ 7,416,171	\$ 0	\$ 0	\$ 0	\$ 0	\$ 7,416,171
Property Tax Collections for Other Governments	0	185,987	0	0	0	185,987
Fines/Fees and Other Collections	0	0	9,047,188	0	0	9,047,188
Drug Task Force Collections	0	0	0	162,212	0	162,212
District Attorney General Collections	0	0	0	0	13,143	13,143
<b>Total Additions</b>	<b>\$ 7,416,171</b>	<b>\$ 185,987</b>	<b>\$ 9,047,188</b>	<b>\$ 162,212</b>	<b>\$ 13,143</b>	<b>\$ 16,824,701</b>
<b>DEDUCTIONS</b>						
Payment of Sales Tax Collections to Other Governments	\$ 7,416,171	\$ 0	\$ 0	\$ 0	\$ 0	\$ 7,416,171
Payment of Property Tax Collections to Other Governments	0	185,987	0	0	0	185,987
Payments to State	0	0	7,141,996	0	0	7,141,996
Payments to Cities	0	0	96,114	0	0	96,114
Payments to Individuals and Others	0	0	2,000,094	0	0	2,000,094
Payment of Drug Task Force Expenses	0	0	0	99,452	0	99,452
Payment of District Attorney General Expenses	0	0	0	0	12,173	12,173
<b>Total Deductions</b>	<b>\$ 7,416,171</b>	<b>\$ 185,987</b>	<b>\$ 9,238,204</b>	<b>\$ 99,452</b>	<b>\$ 12,173</b>	<b>\$ 16,951,987</b>
Change in Net Position	\$ 0	\$ 0	\$ (191,016)	\$ 62,760	\$ 970	\$ (127,286)
Net Position July 1, 2024	0	0	1,978,745	104,076	17,803	2,100,624
<b>Net Position June 30, 2025</b>	<b>\$ 0</b>	<b>\$ 0</b>	<b>\$ 1,787,729</b>	<b>\$ 166,836</b>	<b>\$ 18,773</b>	<b>\$ 1,973,338</b>

# LAWRENCE COUNTY SCHOOL DEPARTMENT

---

*This section presents combining and individual fund financial statements for the Lawrence County School Department, a discretely presented component unit. The school department uses a General Fund, four Special Revenue Funds, and one Capital Projects Fund.*

**General Purpose School Fund** – The General Purpose School Fund is used to account for general operations of the school department.

**School Federal Projects Fund** – The School Federal Projects Fund is used to account for restricted federal revenues, which must be expended on specific education programs.

**Central Cafeteria Fund** – The Central Cafeteria Fund is used to account for the cafeteria operations in each of the schools.

**Extended School Program Fund** – The Extended School Program Fund is used to account for the transactions of the day-care program.

**Internal School Fund** – The Internal School Fund is used to account for funds held at the individual schools for internal school use such as the purchase of supplies, school clubs, and student activities.

**Education Capital Projects Fund** – The Education Capital Projects Fund is used to account for building construction and renovations of the school department.

**LAWRENCE COUNTY, TENNESSEE**

**Statement of Activities**

Discretely Presented Lawrence County School Department

**For the Year Ended June 30, 2025**

Functions/Programs	Expenses	Program Revenues			Net (Expense)
		Charges for Services	Operating Grants and Contributions	Capital Grants and Contributions	Revenue and Changes in Net Position
					Total Governmental Activities
Governmental Activities:					
Instruction	\$ 48,101,828	\$ 402,420	\$ 5,638,544	\$ 0	\$ (42,060,864)
Support Services	33,345,392	4,485,980	1,567,648	14,235,083	(13,056,681)
Operation of Non-instructional Services	12,210,222	354,344	5,764,326	0	(6,091,552)
<b>Total Governmental Activities</b>	<b>\$ 93,657,442</b>	<b>\$ 5,242,744</b>	<b>\$ 12,970,518</b>	<b>\$ 14,235,083</b>	<b>\$ (61,209,097)</b>
General Revenues:					
Taxes:					
Property Taxes Levied for General Purposes					\$ 5,394,713
Local Option Sales Tax					10,340,789
Other Local Taxes					30,277
Grants and Contributions Not Restricted to Specific Programs					60,307,953
Unrestricted Investment Income					86,875
Miscellaneous					178,894
<b>Total General Revenues</b>					<b>\$ 76,339,501</b>
Change in Net Position					\$ 15,130,404
Net Position, July 1, 2024					97,114,728
Restatement - See Note I.D.10.					(580,207)
<b>Net Position, June 30, 2025</b>					<b>\$ 111,664,925</b>

**LAWRENCE COUNTY, TENNESSEE**

**Balance Sheet - Governmental Funds**

Discretely Presented Lawrence County School Department

**June 30, 2025**

	<b>Major Funds</b>		<b>Nonmajor Funds</b>	<b>Total Governmental Funds</b>
	<b>General Purpose School</b>	<b>Education Capital Projects</b>	<b>Other Governmental Funds</b>	
<b>ASSETS</b>				
Cash	\$ 0	\$ 0	\$ 2,536,124	\$ 2,536,124
Equity in Pooled Cash and Investments	23,755,319	10,237,523	4,201,726	38,194,568
Inventories	0	0	119,291	119,291
Accounts Receivable	0	0	3,774	3,774
Due from Other Governments	3,883,988	0	836,178	4,720,166
Property Taxes Receivable	5,667,236	0	0	5,667,236
Allowance for Uncollectible Property Taxes	(105,112)	0	0	(105,112)
Restricted Assets	817,818	0	0	817,818
<b>Total Assets</b>	<b>\$ 34,019,249</b>	<b>\$ 10,237,523</b>	<b>\$ 7,697,093</b>	<b>\$ 51,953,865</b>
<b>LIABILITIES</b>				
Accounts Payable	\$ 40,635	\$ 0	\$ 0	\$ 40,635
Accrued Payroll	12,727	0	0	12,727
Payroll Deductions Payable	2,484,153	0	339,382	2,823,535
Contracts Payable	0	1,119,932	0	1,119,932
Retainage Payable	0	58,944	0	58,944
<b>Total Liabilities</b>	<b>\$ 2,537,515</b>	<b>\$ 1,178,876</b>	<b>\$ 339,382</b>	<b>\$ 4,055,773</b>

(Continued)

**LAWRENCE COUNTY, TENNESSEE**

**Balance Sheet - Governmental Funds**

Discretely Presented Lawrence County School Department (Cont.)

**DEFERRED INFLOWS OF RESOURCES**

Deferred Current Property Taxes  
 Deferred Delinquent Property Taxes  
 Other Deferred/Unavailable Revenue  
 Total Deferred Inflows of Resources

<b>Major Funds</b>		<b>Nonmajor Funds</b>		<b>Total Governmental Funds</b>
<b>General Purpose School</b>	<b>Education Capital Projects</b>	<b>Other Governmental Funds</b>		
\$ 5,420,219	\$ 0	\$ 0	\$ 5,420,219	
125,206	0	0	125,206	
889,551	0	0	889,551	
<b>\$ 6,434,976</b>	<b>\$ 0</b>	<b>\$ 0</b>	<b>\$ 6,434,976</b>	

**FUND BALANCES**

Nonspendable:  
     Inventory  
 Restricted:  
     Restricted for Education  
     Restricted for Hybrid Retirement Stabilization Funds  
 Committed:  
     Committed for Education  
 Assigned:  
     Assigned for Education  
     Assigned for Capital Outlay  
 Unassigned  
 Total Fund Balances

\$ 0	\$ 0	\$ 119,291	\$ 119,291	
0	8,358,647	5,438,112	13,796,759	
817,818	0	0	817,818	
2,286,285	700,000	1,800,308	4,786,593	
1,767,929	0	0	1,767,929	
4,720,000	0	0	4,720,000	
15,454,726	0	0	15,454,726	
<b>\$ 25,046,758</b>	<b>\$ 9,058,647</b>	<b>\$ 7,357,711</b>	<b>\$ 41,463,116</b>	

Total Liabilities, Deferred Inflows of Resources, and Fund Balances

<b>\$ 34,019,249</b>	<b>\$ 10,237,523</b>	<b>\$ 7,697,093</b>	<b>\$ 51,953,865</b>	
----------------------	----------------------	---------------------	----------------------	--

**LAWRENCE COUNTY, TENNESSEE****Reconciliation of the Balance Sheet of Governmental Funds to the Statement of Net Position**

Discretely Presented Lawrence County School Department

**June 30, 2025**

Amounts reported for governmental activities in the statement of net position (Exhibit A) are different because:

Total fund balances - balance sheet - governmental funds (Exhibit I-2)		\$ 41,463,116
(1) Capital assets used in governmental activities are not financial resources and therefore are not reported in the governmental funds.		
Add: land	\$ 1,981,969	
Add: construction in progress	4,487,010	
Add: buildings and improvements net of accumulated depreciation	53,300,415	
Add: other capital assets net of accumulated depreciation	<u>6,956,639</u>	66,726,033
(2) Long-term liabilities are not due and payable in the current period and therefore are not reported in the governmental funds.		
Less: compensated absences payable	\$ (779,143)	
Less: net OPEB liability	<u>(14,235,594)</u>	(15,014,737)
(3) Amounts reported as deferred outflows of resources and deferred inflows of resources related to pensions and OPEB will be amortized and recognized as components of pension and OPEB expenses in future years.		
Add: deferred outflows of resources related to pensions	\$ 7,722,061	
Add: deferred outflows of resources related to OPEB	2,659,622	
Less: deferred inflows of resources related to pensions	(3,616,867)	
Less: deferred inflows of resources related to OPEB	<u>(4,017,247)</u>	2,747,569
(4) Net pension assets of the agent, teacher retirement, and teacher legacy pension plans are not current financial resources and therefore are not reported in the governmental funds.		
Add: net pension asset - agent plan	\$ 784,498	
Add: net pension asset - teacher retirement plan	338,146	
Add: net pension asset - teacher legacy pension plan	<u>13,605,543</u>	14,728,187
(5) Other long-term assets are not available to pay for current period expenditures and therefore are deferred in the governmental funds.		<u>1,014,757</u>
Net position of governmental activities (Exhibit A)		<u>\$ 111,664,925</u>

**LAWRENCE COUNTY, TENNESSEE**  
**Statement of Revenues, Expenditures, and Changes**  
**in Fund Balances - Governmental Funds**  
 Discretely Presented Lawrence County School Department  
**For the Year Ended June 30, 2025**

	Major Funds			Nonmajor	Total
	General Purpose School	Formerly Major School Federal Projects	Formerly Nonmajor Education Capital Projects	Other Governmental Funds	
<b>Revenues</b>					
Local Taxes	\$ 15,743,488	\$ 0	\$ 0	\$ 0	\$ 15,743,488
Licenses and Permits	1,544	0	0	0	1,544
Charges for Current Services	226,630	0	0	528,410	755,040
Other Local Revenues	268,266	0	0	4,503,859	4,772,125
State of Tennessee	60,380,350	0	0	68,144	60,448,494
Federal Government	303,087	0	0	12,680,758	12,983,845
Other Governments and Citizens Groups	457,993	0	12,700,000	0	13,157,993
<b>Total Revenues</b>	<b>\$ 77,381,358</b>	<b>\$ 0</b>	<b>\$ 12,700,000</b>	<b>\$ 17,781,171</b>	<b>\$ 107,862,529</b>
<b>Expenditures</b>					
Current:					
Instruction	\$ 41,739,293	\$ 0	\$ 0	\$ 3,863,450	\$ 45,602,743
Support Services	25,225,881	0	0	2,764,236	27,990,117
Operation of Non-Instructional Services	1,481,966	0	0	10,418,900	11,900,866
Capital Outlay	2,350,122	0	0	0	2,350,122
Debt Service:					
Other Debt Service	1,393,817	0	0	0	1,393,817

(Continued)

**LAWRENCE COUNTY, TENNESSEE**  
**Statement of Revenues, Expenditures, and Changes**  
**in Fund Balances - Governmental Funds**  
 Discretely Presented Lawrence County School Department (Cont.)

	<b>Major Funds</b>			<b>Nonmajor Funds</b>	
	General Purpose School	<i>Formerly Major</i> School Federal Projects	<i>Formerly Nonmajor</i> Education Capital Projects	Other Governmental Funds	Total Governmental Funds
<b>Expenditures (Cont.)</b>					
Capital Projects	\$ 0	\$ 0	\$ 5,324,303	\$ 0	\$ 5,324,303
Total Expenditures	\$ 72,191,079	\$ 0	\$ 5,324,303	\$ 17,046,586	\$ 94,561,968
Excess (Deficiency) of Revenues Over Expenditures	\$ 5,190,279	\$ 0	\$ 7,375,697	\$ 734,585	\$ 13,300,561
<b>Other Financing Sources (Uses)</b>					
Insurance Recovery	\$ 10,235	\$ 0	\$ 0	\$ 0	\$ 10,235
Transfers In	195,827	0	982,950	0	1,178,777
Transfers Out	(982,950)	0	0	(195,827)	(1,178,777)
Total Other Financing Sources (Uses)	\$ (776,888)	\$ 0	\$ 982,950	\$ (195,827)	\$ 10,235
Net Change in Fund Balances	\$ 4,413,391	\$ 0	\$ 8,358,647	\$ 538,758	\$ 13,310,796
Change to or Within the Reporting Entity	0	(1,593,002)	700,000	893,002	0
Fund Balance, July 1, 2024	20,633,367	1,593,002	0	5,925,951	28,152,320
Fund Balance, June 30, 2025	\$ 25,046,758	\$ 0	\$ 9,058,647	\$ 7,357,711	\$ 41,463,116

**LAWRENCE COUNTY, TENNESSEE****Reconciliation of the Statement of Revenues, Expenditures, and Changes in Fund Balances  
of Governmental Funds to the Statement of Activities**

Discretely Presented Lawrence County School Department

**For the Year Ended June 30, 2025**

Amounts reported for governmental activities in the statement  
of activities (Exhibit B) are different because:

Net change in fund balances - total governmental funds (Exhibit I-4)		\$ 13,310,796
(1) Governmental funds report capital outlays as expenditures. However, in the statement of activities, the cost of these assets is allocated over their useful lives and reported as depreciation expense. The difference between capital outlays and depreciation is itemized as follows:		
Add: capital assets purchased in the current period	\$ 6,708,608	
Less: current-year depreciation expense	<u>(4,011,924)</u>	2,696,684
(2) Revenues in the statement of activities that do not provide current financial resources are not reported as revenues in the funds.		
Less: deferred delinquent property taxes and other deferred June 30, 2024	\$ (1,069,227)	
Add: deferred delinquent property taxes and other deferred June 30, 2025	<u>1,014,757</u>	(54,470)
(3) Some expenses reported in the statement of activities do not require the use of current financial resources and therefore are not reported as expenditures in the governmental funds.		
Change in compensated absences payable	\$ (136,839)	
Change in net OPEB liability	(493,814)	
Change in deferred outflows of resources related to pensions	(3,049,652)	
Change in deferred outflows of resources related to OPEB	(88,283)	
Change in deferred inflows of resources related to pensions	(2,768,457)	
Change in deferred inflows of resources related to OPEB	500,393	
Change in net pension asset - agent plan	502,366	
Change in net pension asset - teacher retirement plan	166,205	
Change in net pension asset - teacher legacy pension plan	<u>4,545,475</u>	<u>(822,606)</u>
Change in net position of governmental activities (Exhibit B)		<u><u>\$ 15,130,404</u></u>

**LAWRENCE COUNTY, TENNESSEE**  
**Combining Balance Sheet - Nonmajor Governmental Funds**  
 Discretely Presented Lawrence County School Department  
**June 30, 2025**

	<u>Special Revenue Funds</u>				Total Nonmajor Governmental Funds
	School Federal Projects	Central Cafeteria	Extended School Program	Internal School	
<b>ASSETS</b>					
Cash	\$ 0	\$ 1,100	\$ 0	\$ 2,535,024	\$ 2,536,124
Equity in Pooled Cash and Investments	1,765,060	2,290,097	146,569	0	4,201,726
Inventories	0	119,291	0	0	119,291
Accounts Receivable	0	0	3,739	35	3,774
Due from Other Governments	88,254	747,924	0	0	836,178
	<hr/>				
Total Assets	\$ 1,853,314	\$ 3,158,412	\$ 150,308	\$ 2,535,059	\$ 7,697,093
<b>LIABILITIES</b>					
Payroll Deductions Payable	\$ 203,314	\$ 136,068	\$ 0	\$ 0	\$ 339,382
Total Liabilities	\$ 203,314	\$ 136,068	\$ 0	\$ 0	\$ 339,382
<b>FUND BALANCES</b>					
Nonspendable:					
Inventory	\$ 0	\$ 119,291	\$ 0	\$ 0	\$ 119,291
Restricted:					
Restricted for Education	0	2,903,053	0	2,535,059	5,438,112
Committed:					
Committed for Education	1,650,000	0	150,308	0	1,800,308
Total Fund Balances	\$ 1,650,000	\$ 3,022,344	\$ 150,308	\$ 2,535,059	\$ 7,357,711
	<hr/>				
Total Liabilities and Fund Balances	\$ 1,853,314	\$ 3,158,412	\$ 150,308	\$ 2,535,059	\$ 7,697,093

**LAWRENCE COUNTY, TENNESSEE**  
**Combining Statement of Revenues, Expenditures, and Changes**  
**in Fund Balances - Nonmajor Governmental Funds**  
 Discretely Presented Lawrence County School Department  
**For the Year Ended June 30, 2025**

	<b>Special Revenue Funds</b>				
	<i>Formerly Major School Federal Projects</i>	Central Cafeteria	Extended School Program	Internal School	Total
<b>Revenues</b>					
Charges for Current Services	\$ 0	\$ 354,354	\$ 174,056	\$ 0	\$ 528,410
Other Local Revenues	0	17,879	0	4,485,980	4,503,859
State of Tennessee	0	40,840	27,304	0	68,144
Federal Government	6,880,511	5,800,247	0	0	12,680,758
<b>Total Revenues</b>	<b>\$ 6,880,511</b>	<b>\$ 6,213,320</b>	<b>\$ 201,360</b>	<b>\$ 4,485,980</b>	<b>\$ 17,781,171</b>
<b>Expenditures</b>					
Current:					
Instruction	\$ 3,863,450	\$ 0	\$ 0	\$ 0	\$ 3,863,450
Support Services	2,764,236	0	0	0	2,764,236
Operation of Non-Instructional Services	0	5,879,017	222,106	4,317,777	10,418,900
<b>Total Expenditures</b>	<b>\$ 6,627,686</b>	<b>\$ 5,879,017</b>	<b>\$ 222,106</b>	<b>\$ 4,317,777</b>	<b>\$ 17,046,586</b>
Excess (Deficiency) of Revenues Over Expenditures	\$ 252,825	\$ 334,303	\$ (20,746)	\$ 168,203	\$ 734,585
<b>Other Financing Sources (Uses)</b>					
Transfers Out	\$ (195,827)	\$ 0	\$ 0	\$ 0	\$ (195,827)
<b>Total Other Financing Sources (Uses)</b>	<b>\$ (195,827)</b>	<b>\$ 0</b>	<b>\$ 0</b>	<b>\$ 0</b>	<b>\$ (195,827)</b>
Net Change in Fund Balances	\$ 56,998	\$ 334,303	\$ (20,746)	\$ 168,203	\$ 538,758
Change to or Within the Reporting Entity	1,593,002	0	0	0	1,593,002
Fund Balance, July 1, 2024	0	2,688,041	171,054	2,366,856	5,225,951
<b>Fund Balance, June 30, 2025</b>	<b>\$ 1,650,000</b>	<b>\$ 3,022,344</b>	<b>\$ 150,308</b>	<b>\$ 2,535,059</b>	<b>\$ 7,357,711</b>

(Continued)

**LAWRENCE COUNTY, TENNESSEE**

**Combining Statement of Revenues, Expenditures, and Changes  
in Fund Balances - Nonmajor Governmental Funds**

Discretely Presented Lawrence County School Department (Cont.)

	<b>Capital Projects Fund</b>	
	<i>Formerly Nonmajor Education Capital Projects</i>	Total Nonmajor Governmental Funds
<b>Revenues</b>		
Charges for Current Services	\$ 0	\$ 528,410
Other Local Revenues	0	4,503,859
State of Tennessee	0	68,144
Federal Government	0	12,680,758
Total Revenues	<u>\$ 0</u>	<u>\$ 17,781,171</u>
<b>Expenditures</b>		
Current:		
Instruction	\$ 0	\$ 3,863,450
Support Services	0	2,764,236
Operation of Non-Instructional Services	0	10,418,900
Total Expenditures	<u>\$ 0</u>	<u>\$ 17,046,586</u>
Excess (Deficiency) of Revenues Over Expenditures	<u>\$ 0</u>	<u>\$ 734,585</u>
<b>Other Financing Sources (Uses)</b>		
Transfers Out	\$ 0	\$ (195,827)
Total Other Financing Sources (Uses)	<u>\$ 0</u>	<u>\$ (195,827)</u>
Net Change in Fund Balances	\$ 0	\$ 538,758
Change to or Within the Reporting Entity	(700,000)	893,002
Fund Balance, July 1, 2024	700,000	5,925,951
Fund Balance, June 30, 2025	<u>\$ 0</u>	<u>\$ 7,357,711</u>

**LAWRENCE COUNTY, TENNESSEE**  
**Schedule of Revenues, Expenditures, and Changes**  
**in Fund Balance - Actual (Budgetary Basis) and Budget**  
 Discretely Presented Lawrence County School Department  
 General Purpose School Fund  
**For the Year Ended June 30, 2025**

	Actual (GAAP Basis)	Less: Encumbrances 7/1/2024	Add: Encumbrances 6/30/2025	Actual Revenues/ Expenditures (Budgetary Basis)	Budgeted Amounts		Variance with Final Budget - Positive (Negative)
					Original	Final	
<b>Revenues</b>							
Local Taxes	\$ 15,743,488	\$ 0	\$ 0	\$ 15,743,488	\$ 13,437,606	\$ 13,437,606	\$ 2,305,882
Licenses and Permits	1,544	0	0	1,544	1,000	1,000	544
Charges for Current Services	226,630	0	0	226,630	65,000	146,375	80,255
Other Local Revenues	268,266	0	0	268,266	7,500	197,923	70,343
State of Tennessee	60,380,350	0	0	60,380,350	57,008,542	62,714,756	(2,334,406)
Federal Government	303,087	0	0	303,087	0	331,386	(28,299)
Other Governments and Citizens Groups	457,993	0	0	457,993	0	457,993	0
<b>Total Revenues</b>	<b>\$ 77,381,358</b>	<b>\$ 0</b>	<b>\$ 0</b>	<b>\$ 77,381,358</b>	<b>\$ 70,519,648</b>	<b>\$ 77,287,039</b>	<b>\$ 94,319</b>
<b>Expenditures</b>							
<b>Instruction</b>							
Regular Instruction Program	\$ 32,886,812	\$ 0	\$ 1,317,607	\$ 34,204,419	\$ 35,912,090	\$ 36,767,173	\$ 2,562,754
Alternative Instruction Program	550,724	0	0	550,724	556,085	574,085	23,361
Special Education Program	5,243,862	0	0	5,243,862	5,796,500	5,778,801	534,939
Career and Technical Education Program	2,940,965	0	0	2,940,965	3,008,570	5,174,579	2,233,614
Student Body Education Program	116,930	0	0	116,930	0	147,500	30,570
<b>Support Services</b>							
Health Services	811,654	0	0	811,654	881,030	907,857	96,203
Other Student Support	2,343,856	0	0	2,343,856	2,425,537	2,699,485	355,629

(Continued)

**LAWRENCE COUNTY, TENNESSEE**  
**Schedule of Revenues, Expenditures, and Changes**  
**in Fund Balance - Actual (Budgetary Basis) and Budget**  
 Discretely Presented Lawrence County School Department  
 General Purpose School Fund (Cont.)

	Actual (GAAP Basis)	Less: Encumbrances 7/1/2024	Add: Encumbrances 6/30/2025	Actual Revenues/ Expenditures (Budgetary Basis)	Budgeted Amounts		Variance with Final Budget - Positive (Negative)
					Original	Final	
<b>Expenditures (Cont.)</b>							
Support Services (Cont.)							
Regular Instruction Program	\$ 3,070,286	\$ 0	\$ 9,223	\$ 3,079,509	\$ 2,683,050	\$ 3,179,760	\$ 100,251
Alternative Instruction Program	15,534	0	0	15,534	35,500	35,500	19,966
Special Education Program	823,834	0	0	823,834	670,960	866,020	42,186
Career and Technical Education Program	132,896	0	0	132,896	114,590	164,590	31,694
Technology	916,077	0	0	916,077	678,900	1,037,460	121,383
Other Programs	178,665	0	0	178,665	0	178,665	0
Board of Education	1,408,949	0	0	1,408,949	1,476,525	1,508,525	99,576
Director of Schools	398,848	0	0	398,848	455,050	455,050	56,202
Office of the Principal	4,610,151	0	0	4,610,151	4,695,400	4,692,100	81,949
Fiscal Services	416,426	0	0	416,426	420,045	421,120	4,694
Human Services/Personnel	228,836	0	0	228,836	209,150	241,900	13,064
Operation of Plant	4,715,220	0	23,256	4,738,476	5,038,035	4,911,365	172,889
Maintenance of Plant	1,656,633	0	0	1,656,633	1,499,200	1,814,545	157,912
Transportation	3,348,876	0	0	3,348,876	3,917,607	4,160,173	811,297
Central and Other	149,140	0	0	149,140	170,000	150,000	860
Operation of Non-Instructional Services							
Food Service	19,568	0	0	19,568	0	19,759	191
Community Services	273,918	(99,433)	0	174,485	98,320	318,826	144,341

(Continued)

**LAWRENCE COUNTY, TENNESSEE**  
**Schedule of Revenues, Expenditures, and Changes**  
**in Fund Balance - Actual (Budgetary Basis) and Budget**  
 Discretely Presented Lawrence County School Department  
 General Purpose School Fund (Cont.)

	Actual (GAAP Basis)	Less: Encumbrances 7/1/2024	Add: Encumbrances 6/30/2025	Actual Revenues/ Expenditures (Budgetary Basis)	Budgeted Amounts		Variance with Final Budget - Positive (Negative)
					Original	Final	
<b>Expenditures (Cont.)</b>							
Operation of Non-Instructional Services (Cont.)							
Early Childhood Education	\$ 1,188,480	\$ 0	\$ 0	\$ 1,188,480	\$ 67,251	\$ 1,210,212	\$ 21,732
Capital Outlay							
Regular Capital Outlay	2,350,122	0	304,878	2,655,000	0	3,035,006	380,006
Other Debt Service							
Education	1,393,817	0	0	1,393,817	1,127,145	1,393,818	1
Total Expenditures	\$ 72,191,079	\$ (99,433)	\$ 1,654,964	\$ 73,746,610	\$ 71,936,540	\$ 81,843,874	\$ 8,097,264
Excess (Deficiency) of Revenues Over Expenditures	\$ 5,190,279	\$ 99,433	\$ (1,654,964)	\$ 3,634,748	\$ (1,416,892)	\$ (4,556,835)	\$ 8,191,583
<b>Other Financing Sources (Uses)</b>							
Insurance Recovery	\$ 10,235	\$ 0	\$ 0	\$ 10,235	\$ 0	\$ 10,235	\$ 0
Transfers In	195,827	0	0	195,827	0	153,263	42,564
Transfers Out	(982,950)	0	0	(982,950)	0	(982,950)	0
Total Other Financing Sources	\$ (776,888)	\$ 0	\$ 0	\$ (776,888)	\$ 0	\$ (819,452)	\$ 42,564
Net Change in Fund Balance	\$ 4,413,391	\$ 99,433	\$ (1,654,964)	\$ 2,857,860	\$ (1,416,892)	\$ (5,376,287)	\$ 8,234,147
Fund Balance, July 1, 2024	20,633,367	(99,433)	0	20,533,934	18,212,151	20,056,274	477,660
Fund Balance, June 30, 2025	\$ 25,046,758	\$ 0	\$ (1,654,964)	\$ 23,391,794	\$ 16,795,259	\$ 14,679,987	\$ 8,711,807

**LAWRENCE COUNTY, TENNESSEE**  
**Schedule of Revenues, Expenditures, and Changes**  
**in Fund Balance - Actual and Budget**  
 Discretely Presented Lawrence County School Department  
 School Federal Projects Fund  
**For the Year Ended June 30, 2025**

	Actual	Budgeted Amounts		Variance with Final Budget - Positive (Negative)
		Original	Final	
<b>Revenues</b>				
Federal Government	\$ 6,880,511	\$ 8,157,983	\$ 8,149,759	\$ (1,269,248)
Total Revenues	\$ 6,880,511	\$ 8,157,983	\$ 8,149,759	\$ (1,269,248)
<b>Expenditures</b>				
Instruction				
Regular Instruction Program	\$ 2,199,501	\$ 2,594,407	\$ 2,631,828	\$ 432,327
Special Education Program	1,477,469	1,522,358	1,504,436	26,967
Career and Technical Education Program	186,480	183,777	186,480	0
Support Services				
Health Services	55,552	67,000	67,000	11,448
Other Student Support	146,908	151,087	153,890	6,982
Regular Instruction Program	1,085,359	1,890,485	1,846,758	761,399
Special Education Program	539,273	548,815	550,878	11,605
Career and Technical Education Program	3,054	0	3,054	0
Operation of Plant	128,177	128,177	128,177	0
Transportation	805,913	801,778	805,913	0
Operation of Non-Instructional Services				
Food Service	0	56,997	56,997	56,997
Total Expenditures	\$ 6,627,686	\$ 7,944,881	\$ 7,935,411	\$ 1,307,725
Excess (Deficiency) of Revenues Over Expenditures	\$ 252,825	\$ 213,102	\$ 214,348	\$ 38,477
<b>Other Financing Sources (Uses)</b>				
Transfers Out	\$ (195,827)	\$ (213,100)	\$ (214,346)	\$ 18,519
Total Other Financing Sources	\$ (195,827)	\$ (213,100)	\$ (214,346)	\$ 18,519
Net Change in Fund Balance	\$ 56,998	\$ 2	\$ 2	\$ 56,996
Changes to or Within the Financial Reporting Entity	1,593,002	0	0	1,593,002
Fund Balance, July 1, 2024	0	1,593,002	1,593,002	(1,593,002)
Fund Balance, June 30, 2025	\$ 1,650,000	\$ 1,593,004	\$ 1,593,004	\$ 56,996

**LAWRENCE COUNTY, TENNESSEE**  
**Schedule of Revenues, Expenditures, and Changes**  
**in Fund Balance - Actual and Budget**  
Discretely Presented Lawrence County School Department  
Central Cafeteria Fund  
**For the Year Ended June 30, 2025**

	Actual	Budgeted Amounts		Variance with Final Budget - Positive (Negative)
		Original	Final	
<b>Revenues</b>				
Charges for Current Services	\$ 354,354	\$ 334,000	\$ 361,000	\$ (6,646)
Other Local Revenues	17,879	9,000	23,000	(5,121)
State of Tennessee	40,840	43,000	43,000	(2,160)
Federal Government	5,800,247	5,307,340	5,844,140	(43,893)
Total Revenues	<u>\$ 6,213,320</u>	<u>\$ 5,693,340</u>	<u>\$ 6,271,140</u>	<u>\$ (57,820)</u>
<b>Expenditures</b>				
Operation of Non-Instructional Services				
Food Service	\$ 5,879,017	\$ 5,693,340	\$ 5,934,940	\$ 55,923
Total Expenditures	<u>\$ 5,879,017</u>	<u>\$ 5,693,340</u>	<u>\$ 5,934,940</u>	<u>\$ 55,923</u>
Excess (Deficiency) of Revenues Over Expenditures	<u>\$ 334,303</u>	<u>\$ 0</u>	<u>\$ 336,200</u>	<u>\$ (1,897)</u>
Net Change in Fund Balance	\$ 334,303	\$ 0	\$ 336,200	(1,897)
Fund Balance, July 1, 2024	<u>2,688,041</u>	<u>2,778,542</u>	<u>2,688,041</u>	<u>0</u>
Fund Balance, June 30, 2025	<u>\$ 3,022,344</u>	<u>\$ 2,778,542</u>	<u>\$ 3,024,241</u>	<u>\$ (1,897)</u>

**LAWRENCE COUNTY, TENNESSEE**  
**Schedule of Revenues, Expenditures, and Changes**  
**in Fund Balance - Actual and Budget**  
 Discretely Presented Lawrence County School Department  
 Extended School Program Fund  
**For the Year Ended June 30, 2025**

	Actual	Budgeted Amounts		Variance with Final Budget - Positive (Negative)
		Original	Final	
<b>Revenues</b>				
Charges for Current Services	\$ 174,056	\$ 135,000	\$ 165,000	\$ 9,056
State of Tennessee	27,304	12,000	28,850	(1,546)
Total Revenues	\$ 201,360	\$ 147,000	\$ 193,850	\$ 7,510
<b>Expenditures</b>				
Operation of Non-Instructional Services				
Community Services	\$ 222,106	\$ 147,000	\$ 239,610	\$ 17,504
Total Expenditures	\$ 222,106	\$ 147,000	\$ 239,610	\$ 17,504
Excess (Deficiency) of Revenues Over Expenditures	\$ (20,746)	\$ 0	\$ (45,760)	\$ 25,014
Net Change in Fund Balance	\$ (20,746)	\$ 0	\$ (45,760)	\$ 25,014
Fund Balance, July 1, 2024	171,054	153,567	196,054	(25,000)
Fund Balance, June 30, 2025	\$ 150,308	\$ 153,567	\$ 150,294	\$ 14

**LAWRENCE COUNTY, TENNESSEE**  
**Schedule of Revenues, Expenditures, and Changes**  
**in Fund Balance - Actual (Budgetary Basis) and Budget**  
 Discretely Presented Lawrence County School Department  
 Education Capital Projects Fund  
**For the Year Ended June 30, 2025**

	Actual (GAAP Basis)	Add: Encumbrances 6/30/2025	Actual Revenues/ Expenditures (Budgetary Basis)	Budgeted Amounts		Variance with Final Budget - Positive (Negative)
				Original	Final	
<b>Revenues</b>						
Other Governments and Citizens Groups	\$ 12,700,000	\$ 0	\$ 12,700,000	\$ 0	\$ 12,700,000	\$ 0
Total Revenues	\$ 12,700,000	\$ 0	\$ 12,700,000	\$ 0	\$ 12,700,000	\$ 0
<b>Expenditures</b>						
Capital Projects						
Education Capital Projects	\$ 5,324,303	\$ 2,384,292	\$ 7,708,595	\$ 700,000	\$ 13,682,950	\$ 5,974,355
Total Expenditures	\$ 5,324,303	\$ 2,384,292	\$ 7,708,595	\$ 700,000	\$ 13,682,950	\$ 5,974,355
Excess (Deficiency) of Revenues Over Expenditures	\$ 7,375,697	\$ (2,384,292)	\$ 4,991,405	\$ (700,000)	\$ (982,950)	\$ 5,974,355
<b>Other Financing Sources (Uses)</b>						
Transfers In	\$ 982,950	\$ 0	\$ 982,950	\$ 700,000	\$ 982,950	\$ 0
Total Other Financing Sources	\$ 982,950	\$ 0	\$ 982,950	\$ 700,000	\$ 982,950	\$ 0
Net Change in Fund Balance	\$ 8,358,647	\$ (2,384,292)	\$ 5,974,355	\$ 0	\$ 0	\$ 5,974,355
Changes to or Within the Financial Reporting Entity	700,000	0	700,000	0	0	700,000
Fund Balance, July 1, 2024	0	0	0	700,001	700,001	(700,001)
Fund Balance, June 30, 2025	\$ 9,058,647	\$ (2,384,292)	\$ 6,674,355	\$ 700,001	\$ 700,001	\$ 5,974,354

## MISCELLANEOUS SCHEDULES

**LAWRENCE COUNTY, TENNESSEE**  
**Schedule of Changes in Long-term Notes, Other Loans, and Bonds**  
**For the Year Ended June 30, 2025**

Description of Indebtedness	Original Amount of Issue	Interest Rate	Date of Issue	Last Maturity Date	Outstanding 7-1-24	Issued During Period	Paid and/or Matured During Period	Outstanding 6-30-25
<b>NOTES PAYABLE</b>								
Payable through General Debt Service Fund								
General Obligation Capital Outlay Note Series 2014	\$ 3,500,000	1.83	% 12-19-14	12-1-26	\$ 965,000	\$ 0	\$ 315,000	\$ 650,000
General Obligation Capital Outlay Note Series 2023	2,000,000	4.8	8-22-23	3-1-28	1,600,000	0	370,000	1,230,000
Total Notes Payable					\$ 2,565,000	\$ 0	\$ 685,000	\$ 1,880,000
<b>OTHER LOANS PAYABLE</b>								
Payable through General Debt Service Fund								
Energy Efficient Schools Initiative	3,044,529	1.5	6-25-19	11-1-32	\$ 2,192,016	\$ 0	\$ 246,192	\$ 1,945,824
Total Other Loans Payable					\$ 2,192,016	\$ 0	\$ 246,192	\$ 1,945,824
<b>BONDS PAYABLE</b>								
Payable through General Debt Service Fund								
General Obligation, Series 2012	2,750,000	3.38	12-1-12	12-1-27	\$ 810,000	\$ 0	\$ 195,000	\$ 615,000
General Obligation Refunding, Series 2016	7,015,000	1.7	4-27-16	5-1-31	3,535,000	0	475,000	3,060,000
General Obligation Refunding, Series 2017	8,215,000	2.57	4-28-17	4-1-37	5,815,000	0	380,000	5,435,000
General Obligation Improvement, Series 2017	495,000	2.57	4-28-17	4-1-37	355,000	0	25,000	330,000
General Obligation Refunding, Series 2017A	7,860,000	2.7	12-14-17	12-1-36	3,695,000	0	760,000	2,935,000
General Obligation Improvement, Series 2017A	1,505,000	2.7	12-14-17	12-1-36	1,120,000	0	70,000	1,050,000
General Obligation School Improvement, Series 2019	9,975,000	2.47	5-15-19	5-1-34	7,180,000	0	620,000	6,560,000
General Obligation Improvement, Series 2019A	15,550,000	2.68	11-1-19	11-1-44	13,970,000	0	450,000	13,520,000
General Obligation School Bond Series 2020	6,000,000	1.6	9-22-20	10-1-44	5,420,000	0	205,000	5,215,000
General Obligation School Refunding Bond Series 2020	1,375,000	1.26	10-22-20	10-1-32	1,065,000	0	105,000	960,000
General Obligation Improvement, Series 2024	20,800,000	3.96	9-5-24	3-1-49	0	20,800,000	445,000	20,355,000
Total Bonds Payable					\$ 42,965,000	\$ 20,800,000	\$ 3,730,000	\$ 60,035,000

**LAWRENCE COUNTY, TENNESSEE**  
**Schedule of Long-term Debt Requirements by Year**

Year Ending June 30	Bonds		
	Principal	Interest	Total
2026	\$ 3,850,000	\$ 2,004,791	\$ 5,854,791
2027	3,345,000	1,889,788	5,234,788
2028	3,460,000	1,777,061	5,237,061
2029	3,360,000	1,662,603	5,022,603
2030	3,480,000	1,546,462	5,026,462
2031	3,595,000	1,426,190	5,021,190
2032	3,170,000	1,308,565	4,478,565
2033	3,265,000	1,209,804	4,474,804
2034	3,230,000	1,110,710	4,340,710
2035	2,485,000	1,009,125	3,494,125
2036	2,560,000	928,689	3,488,689
2037	2,645,000	844,842	3,489,842
2038	1,825,000	762,164	2,587,164
2039	1,890,000	696,092	2,586,092
2040	1,965,000	627,001	2,592,001
2041	2,035,000	553,657	2,588,657
2042	2,105,000	485,688	2,590,688
2043	2,175,000	414,913	2,589,913
2044	2,250,000	341,688	2,591,688
2045	2,325,000	265,761	2,590,761
2046	1,180,000	204,063	1,384,063
2047	1,230,000	156,863	1,386,863
2048	1,280,000	107,663	1,387,663
2049	1,330,000	54,863	1,384,863
Total	\$ 60,035,000	\$ 21,389,046	\$ 81,424,046

(Continued)

**LAWRENCE COUNTY, TENNESSEE**  
**Schedule of Long-term Debt Requirements by Year (Cont.)**

Year Ending June 30	Notes		
	Principal	Interest	Total
2026	\$ 710,000	\$ 70,065	\$ 780,065
2027	740,000	44,031	784,031
2028	430,000	20,640	450,640
Total	\$ 1,880,000	\$ 134,736	\$ 2,014,736

Year Ending June 30	Other Loans		
	Principal	Interest	Total
2026	\$ 249,912	\$ 27,132	\$ 277,044
2027	253,692	23,352	277,044
2028	257,520	19,524	277,044
2029	261,408	15,636	277,044
2030	265,356	11,688	277,044
2031	269,364	7,680	277,044
2032	273,432	3,612	277,044
2033	115,140	261	115,401
Total	\$ 1,945,824	\$ 108,885	\$ 2,054,709

**LAWRENCE COUNTY, TENNESSEE**

**Schedule of Transfers**

Primary Government and Discretely Presented Lawrence County School Department

**For the Year Ended June 30, 2025**

<b>From Fund</b>	<b>To Fund</b>	<b>Purpose</b>	<b>Amount</b>
<b>PRIMARY GOVERNMENT</b>			
Solid Waste/Sanitation	General	Operations	\$ 875,000
Total Transfers Primary Government			<u>\$ 875,000</u>
<b>DISCRETELY PRESENTED LAWRENCE COUNTY SCHOOL DEPARTMENT</b>			
General Purpose School	Education Capital Projects	Capital expenditures	\$ 982,950
School Federal Projects	General Purpose School	Indirect cost	<u>195,827</u>
Total Transfers Discretely Presented Lawrence County School Department			<u>\$ 1,178,777</u>

**LAWRENCE COUNTY, TENNESSEE**

**Schedule of Salaries and Official Bonds of Principal Officials**

Primary Government and Discretely Presented Lawrence County School Department

**For the Year Ended June 30, 2025**

<b>Official</b>	<b>Salary</b>	<b>Authorization</b>	<b>Bond</b>	<b>Surety</b>
<b>County Executive</b> Base salary/Total compensation	<u>\$ 121,317</u>	Section 8-24-102, <i>TCA</i>	\$ (1)	Local Government Property and Casualty Fund
<b>Road Superintendent</b> Base salary/Total compensation	<u>\$ 108,514</u>	Section 8-24-102, <i>TCA</i>	(1)	Local Government Property and Casualty Fund
<b>Director of Schools</b> Base salary	\$ 135,805	State Board of Education and County Board of Education	(1)	Tennessee Risk Management Trust
Travel allowance	12,000			
Health, vision, life, and dental insurance premiums	9,293			
Vacation days unused	8,488			
Cell phone allowance	1,800			
Total compensation	<u>\$ 167,386</u>			
<b>Trustee</b> Base salary/Total compensation	<u>\$ 98,649</u>	Section 8-24-102, <i>TCA</i>	(1)	Local Government Property and Casualty Fund
<b>Assessor of Property</b> Base salary/Total compensation	<u>\$ 98,649</u>	Section 8-24-102, <i>TCA</i>	(1)	Local Government Property and Casualty Fund
<b>County Clerk</b> Base salary/Total compensation	<u>\$ 98,649</u>	Section 8-24-102, <i>TCA</i>	(1)	Local Government Property and Casualty Fund
<b>Circuit, General Sessions and Juvenile Courts Clerk</b> Base salary/Total compensation	<u>\$ 98,649</u>	Section 8-24-102, <i>TCA</i>	(1)	Local Government Property and Casualty Fund

(Continued)

**LAWRENCE COUNTY, TENNESSEE**

**Schedule of Salaries and Official Bonds of Principal Officials**

Primary Government and Discretely Presented Lawrence County School Department (Cont.)

<b>Official</b>	<b>Salary</b>	<b>Authorization</b>	<b>Bond</b>	<b>Surety</b>
<b>Clerk and Master</b>		Section 8-24-102, <i>TCA</i>	\$ 100,000	Auto-Owners Insurance Company
Base salary	\$ 98,649		(1)	Local Government Property and Casualty Fund
Special commissioner fees	3,845			
Receiver fees	3,100			
Total compensation	<u>\$ 105,594</u>			
<b>Register of Deeds</b>		Section 8-24-102, <i>TCA</i>	(1)	Local Government Property and Casualty Fund
Base salary/Total compensation	<u>\$ 98,649</u>			
<b>Sheriff</b>		Section 8-24-102, <i>TCA</i>	(1)	Local Government Property and Casualty Fund
Base salary	\$ 108,514			
Superintendent of workhouse	5,426			
Law enforcement training supplement	800			
Law enforcement retention bonus	800			
Total compensation	<u>\$ 115,540</u>			
<b>Administrator of Elections</b>		Section 2-12-208, <i>TCA</i>		
Base salary/Total compensation	<u>\$ 88,784</u>			
<b>Director of Accounts and Budgets</b>		County Commission	(1)	Local Government Property and Casualty Fund
Base salary	\$ 77,250			
Education incentive pay	2,432			
Longevity pay	1,200			
Bonus payment	1,000			
Total compensation	<u>\$ 81,882</u>			
Employee Blanket Bonds:				
Employee Fidelity - County Departments			400,000	Local Government Property and Casualty Fund
Employee Fidelity - School Department			400,000	Tennessee Risk Management Trust

(1) Official is under the employee fidelity insurance coverage.

**LAWRENCE COUNTY, TENNESSEE**  
**Schedule of Detailed Revenues -**  
**All Governmental Fund Types**  
**For the Year Ended June 30, 2025**

	<b>Special Revenue Funds</b>					Constitu - tional Officers - Fees
	General	Courthouse and Jail Maintenance	Solid Waste / Sanitation	Industrial / Economic Development	Drug Control	
<b>Local Taxes</b>						
County Property Taxes						
Current Property Tax	\$ 11,492,227	\$ 0	\$ 392,577	\$ 0	\$ 0	0
Trustee's Collections - Prior Year	282,837	0	9,661	0	0	0
Trustee's Collections - Bankruptcy	684	0	30	0	0	0
Circuit Clerk/Clerk and Master Collections - Prior Years	131,470	0	4,491	0	0	0
Interest and Penalty	64,970	0	2,220	0	0	0
Payments in-Lieu-of Taxes - T.V.A.	2,290	0	0	0	0	0
Payments in-Lieu-of Taxes - Local Utilities	338,746	0	0	0	0	0
Payments in-Lieu-of Taxes - Other	13,749	0	0	0	0	0
County Local Option Taxes						
Local Option Sales Tax	0	0	0	0	0	0
Hotel/Motel Tax	273,790	0	0	0	0	0
Wheel Tax	0	0	0	0	0	0
Litigation Tax - General	91,350	0	0	0	0	0
Litigation Tax - Special Purpose	49,714	28,980	0	0	0	0
Litigation Tax - Jail, Workhouse, or Courthouse	0	0	0	0	0	0
Litigation Tax - Victim-Offender Mediation Center	4,866	0	0	0	0	0
Litigation Tax - Courthouse Security	63,910	0	0	0	0	0
Business Tax	619,503	0	0	0	0	0

(Continued)

**LAWRENCE COUNTY, TENNESSEE**  
**Schedule of Detailed Revenues -**  
**All Governmental Fund Types (Cont.)**

	<b>Special Revenue Funds</b>					
	General	Courthouse and Jail Maintenance	Solid Waste / Sanitation	Industrial / Economic Development	Drug Control	Constitu - tional Officers - Fees
<b>Local Taxes (Cont.)</b>						
County Local Option Taxes (Cont.)						
Mixed Drink Tax	\$ 98	\$ 0	\$ 0	\$ 0	\$ 0	0
Mineral Severance Tax	0	0	0	0	0	0
Statutory Local Taxes						
Bank Excise Tax	0	0	0	0	0	0
Wholesale Beer Tax	0	0	0	215,815	0	0
<b>Total Local Taxes</b>	<b>\$ 13,430,204</b>	<b>\$ 28,980</b>	<b>\$ 408,979</b>	<b>\$ 215,815</b>	<b>\$ 0</b>	<b>0</b>
<b>Licenses and Permits</b>						
Licenses						
Marriage Licenses	\$ 1,572	\$ 0	\$ 0	\$ 0	\$ 0	0
Cable TV Franchise	41,855	0	0	0	0	0
Permits						
Beer Permits	2,328	0	0	0	0	0
<b>Total Licenses and Permits</b>	<b>\$ 45,755</b>	<b>\$ 0</b>	<b>\$ 0</b>	<b>\$ 0</b>	<b>\$ 0</b>	<b>0</b>
<b>Fines, Forfeitures, and Penalties</b>						
Circuit Court						
Fines	\$ 10,701	\$ 0	\$ 0	\$ 0	\$ 0	0

(Continued)

**LAWRENCE COUNTY, TENNESSEE**  
**Schedule of Detailed Revenues -**  
**All Governmental Fund Types (Cont.)**

	<b>Special Revenue Funds</b>					Constitu - tional Officers - Fees
	General	Courthouse and Jail Maintenance	Solid Waste / Sanitation	Industrial / Economic Development	Drug Control	
<b>Fines, Forfeitures, and Penalties (Cont.)</b>						
Circuit Court (Cont.)						
Officers Costs	\$ 15,603	\$ 0	\$ 0	\$ 0	\$ 0	0
Game and Fish Fines	45	0	0	0	0	0
Drug Control Fines	5,902	0	0	0	7,271	0
Drug Court Fees	133	0	0	0	0	0
Jail Fees	10	0	0	0	0	0
Data Entry Fee - Circuit Court	2,052	0	0	0	0	0
Courtroom Security Fee	0	268	0	0	0	0
Criminal Court						
Officers Costs	460	0	0	0	0	0
DUI Treatment Fines	1,613	0	0	0	0	0
General Sessions Court						
Fines	15,809	0	0	0	0	0
Fines for Littering	475	0	0	0	0	0
Officers Costs	30,362	0	0	0	0	0
Game and Fish Fines	884	0	0	0	0	0
Drug Control Fines	4,824	0	0	0	4,022	0
Drug Court Fees	230	0	0	0	0	0
DUI Treatment Fines	6,737	0	0	0	0	0
Data Entry Fee - General Sessions Court	11,776	0	0	0	0	0

(Continued)

**LAWRENCE COUNTY, TENNESSEE**  
**Schedule of Detailed Revenues -**  
**All Governmental Fund Types (Cont.)**

	<b>Special Revenue Funds</b>					
	General	Courthouse and Jail Maintenance	Solid Waste / Sanitation	Industrial / Economic Development	Drug Control	Constitu - tional Officers - Fees
<b>Fines, Forfeitures, and Penalties (Cont.)</b>						
Juvenile Court						
Fines	\$ 3,059	\$ 0	\$ 0	\$ 0	\$ 0	0
Officers Costs	365	0	0	0	0	0
Data Entry Fee - Juvenile Court	5,447	0	0	0	0	0
Chancery Court						
Officers Costs	1,182	0	0	0	0	0
Data Entry Fee - Chancery Court	4,444	0	0	0	0	0
Judicial District Drug Program						
Drug Task Force Forfeitures and Seizures	0	0	0	0	6,133	0
<b>Total Fines, Forfeitures, and Penalties</b>	<b>\$ 122,113</b>	<b>\$ 268</b>	<b>\$ 0</b>	<b>\$ 0</b>	<b>\$ 17,426</b>	<b>\$ 0</b>
<b>Charges for Current Services</b>						
General Service Charges						
Commercial and Industrial Waste Collection Charge	\$ 0	\$ 0	\$ 825,789	\$ 0	\$ 0	0
Residential Waste Collection Charge	0	0	1,167,776	0	0	0
Tipping Fees	0	0	750	0	0	0
Surcharge - General	0	0	15	0	0	0
Solid Waste Disposal Fee	0	0	113,470	0	0	0
Surcharge - Waste Tire Disposal	0	0	56,600	0	0	0

(Continued)

**LAWRENCE COUNTY, TENNESSEE**  
**Schedule of Detailed Revenues -**  
**All Governmental Fund Types (Cont.)**

	<b>Special Revenue Funds</b>					Consti - tional Officers - Fees
	General	Courthouse and Jail Maintenance	Solid Waste / Sanitation	Industrial / Economic Development	Drug Control	
<b>Charges for Current Services (Cont.)</b>						
General Service Charges (Cont.)						
Patient Charges	\$ 2,620,943	\$ 0	\$ 0	\$ 0	\$ 0	0
Service Charges	1,740	0	0	0	0	0
Fees						
Copy Fees	9,056	0	0	0	0	0
Library Fees	2,397	0	0	0	0	0
Archives and Records Management Fee	15,027	0	0	0	0	0
Greenbelt Late Application Fee	350	0	0	0	0	0
Telephone Commissions	86,678	0	0	0	0	0
Additional Fees - Titling and Registration	37,330	0	0	0	0	0
Constitutional Officers' Fees and Commissions	0	0	0	0	0	812,374
Special Commissioner Fees/Special Master Fees	0	0	0	0	0	6,945
Data Processing Fee - Register	15,062	0	0	0	0	0
Data Processing Fee - Sheriff	1,357	0	0	0	0	0
Sexual Offender Registration Fee - Sheriff	7,950	0	0	0	0	0
Data Processing Fee - County Clerk	3,666	0	0	0	0	0
<b>Total Charges for Current Services</b>	<b>\$ 2,801,556</b>	<b>\$ 0</b>	<b>\$ 2,164,400</b>	<b>\$ 0</b>	<b>\$ 0</b>	<b>819,319</b>

(Continued)

**LAWRENCE COUNTY, TENNESSEE**  
**Schedule of Detailed Revenues -**  
**All Governmental Fund Types (Cont.)**

	<b>Special Revenue Funds</b>					
	General	Courthouse and Jail Maintenance	Solid Waste / Sanitation	Industrial / Economic Development	Drug Control	Constitu - tional Officers - Fees
<b>Other Local Revenues</b>						
Recurring Items						
Investment Income	\$ 2,070,308	\$ 0	\$ 23,039	\$ 0	\$ 0	0
Lease/Rentals/PPP	0	0	0	0	0	0
Commissary Sales	85,541	0	0	0	0	0
Sale of Recycled Materials	0	0	201,503	0	0	0
Miscellaneous Refunds	6,075	0	0	0	0	0
Expenditure Credits	1,500	0	0	0	0	0
Nonrecurring Items						
Sale of Equipment	25,210	0	1,857	0	8,602	0
Sale of Property	0	0	0	0	0	0
Damages Recovered from Individuals	140	0	0	0	0	0
<b>Total Other Local Revenues</b>	<b>\$ 2,188,774</b>	<b>\$ 0</b>	<b>\$ 226,399</b>	<b>\$ 0</b>	<b>\$ 8,602</b>	<b>0</b>
<b>Fees Received From County Officials</b>						
Excess Fees						
County Clerk	\$ 112,584	\$ 0	\$ 0	\$ 0	\$ 0	0
Trustee	532,623	0	0	0	0	0
Fees In-Lieu-of Salary						
Circuit Court Clerk	112,112	0	0	0	0	0

(Continued)

**LAWRENCE COUNTY, TENNESSEE**  
**Schedule of Detailed Revenues -**  
**All Governmental Fund Types (Cont.)**

	<b>Special Revenue Funds</b>					Consti - tional Officers - Fees
	General	Courthouse and Jail Maintenance	Solid Waste / Sanitation	Industrial / Economic Development	Drug Control	
<b>Fees Received From County Officials (Cont.)</b>						
Fees In-Lieu-of Salary (Cont.)						
General Sessions Court Clerk	\$ 198,495	\$ 0	\$ 0	\$ 0	\$ 0	0
Clerk and Master	150,196	0	0	0	0	0
Juvenile Court Clerk	49,704	0	0	0	0	0
Register	244,833	0	0	0	0	0
Sheriff	25,565	0	0	0	0	0
<b>Total Fees Received From County Officials</b>	<b>\$ 1,426,112</b>	<b>\$ 0</b>	<b>\$ 0</b>	<b>\$ 0</b>	<b>\$ 0</b>	<b>0</b>
<b>State of Tennessee</b>						
General Government Grants						
Juvenile Services Program	\$ 13,362	\$ 0	\$ 0	\$ 0	\$ 0	0
Solid Waste Grants	0	0	18,973	0	0	0
Public Safety Grants						
Law Enforcement Training Programs	38,400	0	0	0	0	0
School Resource Officer Grants	976,865	0	0	0	0	0
Other Public Safety Grants	305,196	0	0	0	0	0
Health and Welfare Grants						
Health Department Programs	481,578	0	0	0	0	0
Emergency Medical Services Training Programs	15,200	0	0	0	0	0
Other Health and Welfare Grants	136,253	0	0	0	0	0

(Continued)

**LAWRENCE COUNTY, TENNESSEE**  
**Schedule of Detailed Revenues -**  
**All Governmental Fund Types (Cont.)**

	<b>Special Revenue Funds</b>					Consti - tional Officers - Fees
	General	Courthouse and Jail Maintenance	Solid Waste / Sanitation	Industrial / Economic Development	Drug Control	
<b>State of Tennessee (Cont.)</b>						
Public Works Grants						
State Aid Program	\$ 0	\$ 0	\$ 0	\$ 0	\$ 0	0
Litter Program	56,763	0	0	0	0	0
Other State Revenues						
Beer Tax	0	0	17,752	0	0	0
Vehicle Certificate of Title Fees	18,382	0	0	0	0	0
Alcoholic Beverage Tax	0	0	122,972	0	0	0
Opioid Settlement Funds - TN Abatement Council	165,935	0	0	0	0	0
State Revenue Sharing - T.V.A.	1,030,214	0	0	0	0	0
State Revenue Sharing - Telecommunications	73,041	0	0	0	0	0
State Shared Sports Gaming Privilege Tax	64,366	0	0	0	0	0
Contracted Prisoner Boarding	889,372	0	0	0	0	0
Gasoline and Motor Fuel Tax	0	0	0	0	0	0
Hybrid/Electric Vehicle Registration Fee	0	0	0	0	0	0
Petroleum Special Tax	0	0	0	0	0	0
Registrar's Salary Supplement	15,164	0	0	0	0	0
Other State Grants	57,070	0	0	0	0	0
Other State Revenues	2,342	0	0	0	0	0
<b>Total State of Tennessee</b>	<b>\$ 4,339,503</b>	<b>\$ 0</b>	<b>\$ 159,697</b>	<b>\$ 0</b>	<b>\$ 0</b>	<b>0</b>

(Continued)

**LAWRENCE COUNTY, TENNESSEE**  
**Schedule of Detailed Revenues -**  
**All Governmental Fund Types (Cont.)**

	<b>Special Revenue Funds</b>					
	General	Courthouse and Jail Maintenance	Solid Waste / Sanitation	Industrial / Economic Development	Drug Control	Constitu - tional Officers - Fees
<b>Federal Government</b>						
Federal Through State						
Homeland Security Grants	\$ 11,623	\$ 0	\$ 0	\$ 0	\$ 0	\$ 0
Law Enforcement Grants	41,018	0	0	0	0	0
COVID-19 Grant #5	24,631	0	0	0	0	0
American Rescue Plan Act Grant #1	0	0	0	0	0	0
American Rescue Plan Act Grant #2	0	0	0	0	0	0
Other Federal through State	498,957	0	0	0	0	0
Direct Federal Revenue						
Other Direct Federal Revenue	149,033	0	0	0	0	0
<b>Total Federal Government</b>	<b>\$ 725,262</b>	<b>\$ 0</b>	<b>\$ 0</b>	<b>\$ 0</b>	<b>\$ 0</b>	<b>\$ 0</b>
<b>Other Governments and Citizens Groups</b>						
Other Governments						
Contributions	\$ 172,317	\$ 0	\$ 57,649	\$ 0	\$ 0	\$ 0
Citizens Groups						
Donations	29,124	0	0	0	0	0
Other						
Other	1,949	0	864	0	0	0
Opioid Settlement Funds - Past Remediation	100,980	0	0	0	0	0
<b>Total Other Governments and Citizens Groups</b>	<b>\$ 304,370</b>	<b>\$ 0</b>	<b>\$ 58,513</b>	<b>\$ 0</b>	<b>\$ 0</b>	<b>\$ 0</b>
<b>Total</b>	<b>\$ 25,383,649</b>	<b>\$ 29,248</b>	<b>\$ 3,017,988</b>	<b>\$ 215,815</b>	<b>\$ 26,028</b>	<b>\$ 819,319</b>

(Continued)

**LAWRENCE COUNTY, TENNESSEE**  
**Schedule of Detailed Revenues -**  
**All Governmental Fund Types (Cont.)**

	<b>Special Revenue Fund</b>	<b>Debt Service Fund</b>	<b>Capital Projects Fund</b>	<b>Total</b>
	Highway / Public Works	General Debt Service	General Capital Projects	
<b>Local Taxes</b>				
County Property Taxes				
Current Property Tax	\$ 1,938,536	\$ 1,378,578	\$ 0	\$ 15,201,918
Trustee's Collections - Prior Year	47,709	33,929	0	374,136
Trustee's Collections - Bankruptcy	113	66	0	893
Circuit Clerk/Clerk and Master Collections - Prior Years	22,177	15,771	0	173,909
Interest and Penalty	10,965	7,796	0	85,951
Payments in-Lieu-of Taxes - T.V.A.	0	0	0	2,290
Payments in-Lieu-of Taxes - Local Utilities	0	0	0	338,746
Payments in-Lieu-of Taxes - Other	0	0	0	13,749
County Local Option Taxes				
Local Option Sales Tax	0	2,288,050	0	2,288,050
Hotel/Motel Tax	0	0	0	273,790
Wheel Tax	0	1,075,088	0	1,075,088
Litigation Tax - General	0	0	0	91,350
Litigation Tax - Special Purpose	0	0	0	78,694
Litigation Tax - Jail, Workhouse, or Courthouse	0	87,851	0	87,851
Litigation Tax - Victim-Offender Mediation Center	0	0	0	4,866
Litigation Tax - Courthouse Security	0	0	0	63,910
Business Tax	0	0	0	619,503

(Continued)

**LAWRENCE COUNTY, TENNESSEE**  
**Schedule of Detailed Revenues -**  
**All Governmental Fund Types (Cont.)**

	<u>Special Revenue Fund</u>	<u>Debt Service Fund</u>	<u>Capital Projects Fund</u>	
	Highway / Public Works	General Debt Service	General Capital Projects	Total
<b>Local Taxes (Cont.)</b>				
County Local Option Taxes (Cont.)				
Mixed Drink Tax	\$ 0	\$ 0	\$ 0	98
Mineral Severance Tax	52,747	0	0	52,747
Statutory Local Taxes				
Bank Excise Tax	0	104,967	0	104,967
Wholesale Beer Tax	0	0	0	215,815
<b>Total Local Taxes</b>	<b>\$ 2,072,247</b>	<b>\$ 4,992,096</b>	<b>\$ 0</b>	<b>\$ 21,148,321</b>
<b>Licenses and Permits</b>				
Licenses				
Marriage Licenses	\$ 0	\$ 0	\$ 0	1,572
Cable TV Franchise	0	0	0	41,855
Permits				
Beer Permits	0	0	0	2,328
<b>Total Licenses and Permits</b>	<b>\$ 0</b>	<b>\$ 0</b>	<b>\$ 0</b>	<b>\$ 45,755</b>
<b>Fines, Forfeitures, and Penalties</b>				
Circuit Court				
Fines	\$ 0	\$ 0	\$ 0	10,701

(Continued)

**LAWRENCE COUNTY, TENNESSEE**  
**Schedule of Detailed Revenues -**  
**All Governmental Fund Types (Cont.)**

	<u>Special Revenue Fund</u>	<u>Debt Service Fund</u>	<u>Capital Projects Fund</u>	Total
	Highway / Public Works	General Debt Service	General Capital Projects	
<b>Fines, Forfeitures, and Penalties (Cont.)</b>				
Circuit Court (Cont.)				
Officers Costs	\$ 0	\$ 0	\$ 0	\$ 15,603
Game and Fish Fines	0	0	0	45
Drug Control Fines	0	0	0	13,173
Drug Court Fees	0	0	0	133
Jail Fees	0	0	0	10
Data Entry Fee - Circuit Court	0	0	0	2,052
Courtroom Security Fee	0	0	0	268
Criminal Court				
Officers Costs	0	0	0	460
DUI Treatment Fines	0	0	0	1,613
General Sessions Court				
Fines	0	0	0	15,809
Fines for Littering	0	0	0	475
Officers Costs	0	0	0	30,362
Game and Fish Fines	0	0	0	884
Drug Control Fines	0	0	0	8,846
Drug Court Fees	0	0	0	230
DUI Treatment Fines	0	0	0	6,737
Data Entry Fee - General Sessions Court	0	0	0	11,776

(Continued)

**LAWRENCE COUNTY, TENNESSEE**  
**Schedule of Detailed Revenues -**  
**All Governmental Fund Types (Cont.)**

	<b>Special Revenue Fund</b>	<b>Debt Service Fund</b>	<b>Capital Projects Fund</b>	<b>Total</b>
	Highway / Public Works	General Debt Service	General Capital Projects	
<b>Fines, Forfeitures, and Penalties (Cont.)</b>				
Juvenile Court				
Fines	\$ 0	\$ 0	\$ 0	\$ 3,059
Officers Costs	0	0	0	365
Data Entry Fee - Juvenile Court	0	0	0	5,447
Chancery Court				
Officers Costs	0	0	0	1,182
Data Entry Fee - Chancery Court	0	0	0	4,444
Judicial District Drug Program				
Drug Task Force Forfeitures and Seizures	0	0	0	6,133
<b>Total Fines, Forfeitures, and Penalties</b>	<b>\$ 0</b>	<b>\$ 0</b>	<b>\$ 0</b>	<b>\$ 139,807</b>
<b>Charges for Current Services</b>				
General Service Charges				
Commercial and Industrial Waste Collection Charge	\$ 0	\$ 0	\$ 0	\$ 825,789
Residential Waste Collection Charge	0	0	0	1,167,776
Tipping Fees	0	0	0	750
Surcharge - General	0	0	0	15
Solid Waste Disposal Fee	0	0	0	113,470
Surcharge - Waste Tire Disposal	0	0	0	56,600

(Continued)

**LAWRENCE COUNTY, TENNESSEE**  
**Schedule of Detailed Revenues -**  
**All Governmental Fund Types (Cont.)**

	<u>Special Revenue Fund</u>	<u>Debt Service Fund</u>	<u>Capital Projects Fund</u>	Total
	Highway / Public Works	General Debt Service	General Capital Projects	
<b>Charges for Current Services (Cont.)</b>				
General Service Charges (Cont.)				
Patient Charges	\$ 0	\$ 0	\$ 0	\$ 2,620,943
Service Charges	0	0	0	1,740
Fees				
Copy Fees	0	0	0	9,056
Library Fees	0	0	0	2,397
Archives and Records Management Fee	0	0	0	15,027
Greenbelt Late Application Fee	0	0	0	350
Telephone Commissions	0	0	0	86,678
Additional Fees - Titling and Registration	0	0	0	37,330
Constitutional Officers' Fees and Commissions	0	0	0	812,374
Special Commissioner Fees/Special Master Fees	0	0	0	6,945
Data Processing Fee - Register	0	0	0	15,062
Data Processing Fee - Sheriff	0	0	0	1,357
Sexual Offender Registration Fee - Sheriff	0	0	0	7,950
Data Processing Fee - County Clerk	0	0	0	3,666
<b>Total Charges for Current Services</b>	<b>\$ 0</b>	<b>\$ 0</b>	<b>\$ 0</b>	<b>\$ 5,785,275</b>

(Continued)

**LAWRENCE COUNTY, TENNESSEE**  
**Schedule of Detailed Revenues -**  
**All Governmental Fund Types (Cont.)**

	<b>Special Revenue Fund</b>	<b>Debt Service Fund</b>	<b>Capital Projects Fund</b>	<b>Total</b>
	Highway / Public Works	General Debt Service	General Capital Projects	
<b>Other Local Revenues</b>				
Recurring Items				
Investment Income	\$ 40,298	\$ 727,117	\$ 0	\$ 2,860,762
Lease/Rentals/PPP	0	35,004	0	35,004
Commissary Sales	0	0	0	85,541
Sale of Recycled Materials	8,953	0	0	210,456
Miscellaneous Refunds	0	0	0	6,075
Expenditure Credits	0	0	0	1,500
Nonrecurring Items				
Sale of Equipment	18,250	0	0	53,919
Sale of Property	0	0	33,428	33,428
Damages Recovered from Individuals	0	0	0	140
<b>Total Other Local Revenues</b>	<b>\$ 67,501</b>	<b>\$ 762,121</b>	<b>\$ 33,428</b>	<b>\$ 3,286,825</b>
<b>Fees Received From County Officials</b>				
Excess Fees				
County Clerk	\$ 0	\$ 0	\$ 0	\$ 112,584
Trustee	0	0	0	532,623
Fees In-Lieu-of Salary				
Circuit Court Clerk	0	0	0	112,112

(Continued)

**LAWRENCE COUNTY, TENNESSEE**  
**Schedule of Detailed Revenues -**  
**All Governmental Fund Types (Cont.)**

	<b>Special Revenue Fund</b>	<b>Debt Service Fund</b>	<b>Capital Projects Fund</b>	<b>Total</b>
	Highway / Public Works	General Debt Service	General Capital Projects	
<b>Fees Received From County Officials (Cont.)</b>				
Fees In-Lieu-of Salary (Cont.)				
General Sessions Court Clerk	\$ 0	\$ 0	\$ 0	\$ 198,495
Clerk and Master	0	0	0	150,196
Juvenile Court Clerk	0	0	0	49,704
Register	0	0	0	244,833
Sheriff	0	0	0	25,565
Total Fees Received From County Officials	<u>\$ 0</u>	<u>\$ 0</u>	<u>\$ 0</u>	<u>\$ 1,426,112</u>
<b>State of Tennessee</b>				
General Government Grants				
Juvenile Services Program	\$ 0	\$ 0	\$ 0	\$ 13,362
Solid Waste Grants	0	0	0	18,973
Public Safety Grants				
Law Enforcement Training Programs	0	0	0	38,400
School Resource Officer Grants	0	0	0	976,865
Other Public Safety Grants	0	0	0	305,196
Health and Welfare Grants				
Health Department Programs	0	0	0	481,578
Emergency Medical Services Training Programs	0	0	0	15,200
Other Health and Welfare Grants	0	0	0	136,253

(Continued)

**LAWRENCE COUNTY, TENNESSEE**  
**Schedule of Detailed Revenues -**  
**All Governmental Fund Types (Cont.)**

	<b>Special Revenue Fund</b>	<b>Debt Service Fund</b>	<b>Capital Projects Fund</b>	<b>Total</b>
	Highway / Public Works	General Debt Service	General Capital Projects	
<b>State of Tennessee (Cont.)</b>				
Public Works Grants				
State Aid Program	\$ 846,292	\$ 0	\$ 0	\$ 846,292
Litter Program	0	0	0	56,763
Other State Revenues				
Beer Tax	0	0	0	17,752
Vehicle Certificate of Title Fees	0	0	0	18,382
Alcoholic Beverage Tax	0	0	0	122,972
Opioid Settlement Funds - TN Abatement Council	0	0	0	165,935
State Revenue Sharing - T.V.A.	0	0	0	1,030,214
State Revenue Sharing - Telecommunications	0	0	0	73,041
State Shared Sports Gaming Privilege Tax	0	0	0	64,366
Contracted Prisoner Boarding	0	0	0	889,372
Gasoline and Motor Fuel Tax	2,983,444	0	0	2,983,444
Hybrid/Electric Vehicle Registration Fee	35,961	0	0	35,961
Petroleum Special Tax	29,259	0	0	29,259
Registrar's Salary Supplement	0	0	0	15,164
Other State Grants	0	0	0	57,070
Other State Revenues	0	0	0	2,342
<b>Total State of Tennessee</b>	<b>\$ 3,894,956</b>	<b>\$ 0</b>	<b>\$ 0</b>	<b>\$ 8,394,156</b>

(Continued)

**LAWRENCE COUNTY, TENNESSEE**  
**Schedule of Detailed Revenues -**  
**All Governmental Fund Types (Cont.)**

	<b>Special Revenue Fund</b>	<b>Debt Service Fund</b>	<b>Capital Projects Fund</b>	<b>Total</b>
	Highway / Public Works	General Debt Service	General Capital Projects	
<b>Federal Government</b>				
Federal Through State				
Homeland Security Grants	\$ 0	\$ 0	\$ 0	\$ 11,623
Law Enforcement Grants	0	0	0	41,018
COVID-19 Grant #5	0	0	0	24,631
American Rescue Plan Act Grant #1	0	0	1,568,100	1,568,100
American Rescue Plan Act Grant #2	0	0	244,075	244,075
Other Federal through State	0	0	0	498,957
Direct Federal Revenue				
Other Direct Federal Revenue	0	0	0	149,033
<b>Total Federal Government</b>	<b>\$ 0</b>	<b>\$ 0</b>	<b>\$ 1,812,175</b>	<b>\$ 2,537,437</b>
<b>Other Governments and Citizens Groups</b>				
Other Governments				
Contributions	\$ 105,447	\$ 1,393,817	\$ 0	\$ 1,729,230
Citizens Groups				
Donations	0	0	0	29,124
Other				
Other	0	0	0	2,813
Opioid Settlement Funds - Past Remediation	0	0	0	100,980
<b>Total Other Governments and Citizens Groups</b>	<b>\$ 105,447</b>	<b>\$ 1,393,817</b>	<b>\$ 0</b>	<b>\$ 1,862,147</b>
<b>Total</b>	<b>\$ 6,140,151</b>	<b>\$ 7,148,034</b>	<b>\$ 1,845,603</b>	<b>\$ 44,625,835</b>

**LAWRENCE COUNTY, TENNESSEE**  
**Schedule of Detailed Revenues -**  
**All Governmental Fund Types**  
 Discretely Presented Lawrence County School Department  
**For the Year Ended June 30, 2025**

	<u>Special Revenue Funds</u>				
	General Purpose School	School Federal Projects	Central Cafeteria	Extended School Program	Internal School
<b>Local Taxes</b>					
County Property Taxes					
Current Property Tax	\$ 5,158,320	\$ 0	\$ 0	\$ 0	\$ 0
Trustee's Collections - Prior Year	149,963	0	0	0	0
Trustee's Collections - Bankruptcy	305	0	0	0	0
Circuit Clerk/Clerk and Master Collections - Prior Years	59,404	0	0	0	0
Interest and Penalty	29,358	0	0	0	0
County Local Option Taxes					
Local Option Sales Tax	10,315,861	0	0	0	0
Mixed Drink Tax	30,277	0	0	0	0
Total Local Taxes	<u>\$ 15,743,488</u>	<u>\$ 0</u>	<u>\$ 0</u>	<u>\$ 0</u>	<u>\$ 0</u>
<b>Licenses and Permits</b>					
Licenses					
Marriage Licenses	\$ 1,544	\$ 0	\$ 0	\$ 0	\$ 0
Total Licenses and Permits	<u>\$ 1,544</u>	<u>\$ 0</u>	<u>\$ 0</u>	<u>\$ 0</u>	<u>\$ 0</u>

(Continued)

**LAWRENCE COUNTY, TENNESSEE**

**Schedule of Detailed Revenues -**

**All Governmental Fund Types**

Discretely Presented Lawrence County School Department (Cont.)

	<u>Special Revenue Funds</u>				
	General Purpose School	School Federal Projects	Central Cafeteria	Extended School Program	Internal School
<b>Charges for Current Services</b>					
Education Charges					
Tuition - Regular Day Students	\$ 7,000	\$ 0	\$ 0	\$ 0	\$ 0
Tuition - Other	0	0	0	174,056	0
Lunch Payments - Adults	0	0	121,497	0	0
A la Carte Sales	0	0	232,847	0	0
Receipts from Individual Schools	93,599	0	10	0	0
Other Charges for Services	126,031	0	0	0	0
<b>Total Charges for Current Services</b>	<b>\$ 226,630</b>	<b>\$ 0</b>	<b>\$ 354,354</b>	<b>\$ 174,056</b>	<b>\$ 0</b>
<b>Other Local Revenues</b>					
Recurring Items					
Investment Income	\$ 69,911	\$ 0	\$ 16,964	\$ 0	\$ 0
Sale of Materials and Supplies	1,724	0	0	0	0
Nonrecurring Items					
Sale of Equipment	6,294	0	915	0	0
Damages Recovered from Individuals	11,462	0	0	0	0
Contributions and Gifts	18,652	0	0	0	0

(Continued)

**LAWRENCE COUNTY, TENNESSEE**

**Schedule of Detailed Revenues -**

**All Governmental Fund Types**

Discretely Presented Lawrence County School Department (Cont.)

	<u>Special Revenue Funds</u>				
	General Purpose School	School Federal Projects	Central Cafeteria	Extended School Program	Internal School
<b>Other Local Revenues (Cont.)</b>					
Other Local Revenues					
Other Local Revenues	\$ 160,223	\$ 0	\$ 0	\$ 0	\$ 4,485,980
<b>Total Other Local Revenues</b>	<b>\$ 268,266</b>	<b>\$ 0</b>	<b>\$ 17,879</b>	<b>\$ 0</b>	<b>\$ 4,485,980</b>
<b>State of Tennessee</b>					
General Government Grants					
On-behalf Contributions for OPEB	\$ 178,665	\$ 0	\$ 0	\$ 0	0
State Education Funds					
Tennessee Investment in Student Achievement	57,142,799	0	0	0	0
TISA - On-behalf Payments	102,829	0	0	0	0
Early Childhood Education	1,251,648	0	0	0	0
School Food Service	0	0	40,840	0	0
Driver Education	20,893	0	0	0	0
Other State Education Funds	510,970	0	0	0	0
Paid Parental Leave	224,130	0	0	0	0
Career Ladder Program	75,110	0	0	0	0
Other Vocational	803,897	0	0	0	0

(Continued)

**LAWRENCE COUNTY, TENNESSEE**

**Schedule of Detailed Revenues -**

**All Governmental Fund Types**

Discretely Presented Lawrence County School Department (Cont.)

	<u>Special Revenue Funds</u>				
	General Purpose School	School Federal Projects	Central Cafeteria	Extended School Program	Internal School
<b>State of Tennessee (Cont.)</b>					
Other State Revenues					
Other State Grants	\$ 69,409	\$ 0	\$ 0	\$ 0	\$ 0
Other State Revenues	0	0	0	27,304	0
Total State of Tennessee	<u>\$ 60,380,350</u>	<u>\$ 0</u>	<u>\$ 40,840</u>	<u>\$ 27,304</u>	<u>\$ 0</u>
<b>Federal Government</b>					
Federal Through State					
USDA School Lunch Program	\$ 0	\$ 0	\$ 3,613,983	\$ 0	\$ 0
USDA - Commodities	0	0	479,374	0	0
Breakfast	0	0	1,478,839	0	0
USDA - Other	0	0	65,095	0	0
Vocational Education - Basic Grants to States	0	146,972	0	0	0
Title I Grants to Local Education Agencies	0	1,883,677	0	0	0
Special Education - Grants to States	68,060	1,928,919	0	0	0
Special Education Preschool Grants	0	60,071	0	0	0
English Language Acquisition Grants	19,024	0	0	0	0
21st Century Community Learning Centers	97,780	0	0	0	0
Eisenhower Professional Development State Grants	0	393,454	0	0	0

(Continued)

**LAWRENCE COUNTY, TENNESSEE**

**Schedule of Detailed Revenues -**

**All Governmental Fund Types**

Discretely Presented Lawrence County School Department (Cont.)

	<u>Special Revenue Funds</u>				
	General Purpose School	School Federal Projects	Central Cafeteria	Extended School Program	Internal School
<b>Federal Government (Cont.)</b>					
Federal Through State (Cont.)					
COVID-19 Grant B	\$ 0	\$ 3,250	\$ 0	\$ 0	\$ 0
COVID-19 Grant D	0	87,790	0	0	0
American Rescue Plan Act Grant #1	0	2,232,855	0	0	0
Other Federal through State	118,223	143,523	162,956	0	0
<b>Total Federal Government</b>	<b>\$ 303,087</b>	<b>\$ 6,880,511</b>	<b>\$ 5,800,247</b>	<b>\$ 0</b>	<b>\$ 0</b>
<b>Other Governments and Citizens Groups</b>					
Other Governments					
Contributions	\$ 358,560	\$ 0	\$ 0	\$ 0	\$ 0
Citizens Groups					
Donations	99,433	0	0	0	0
<b>Total Other Governments and Citizens Groups</b>	<b>\$ 457,993</b>	<b>\$ 0</b>	<b>\$ 0</b>	<b>\$ 0</b>	<b>\$ 0</b>
<b>Total</b>	<b>\$ 77,381,358</b>	<b>\$ 6,880,511</b>	<b>\$ 6,213,320</b>	<b>\$ 201,360</b>	<b>\$ 4,485,980</b>

(Continued)

**LAWRENCE COUNTY, TENNESSEE**

**Schedule of Detailed Revenues -**

**All Governmental Fund Types**

Discretely Presented Lawrence County School Department (Cont.)

	<b>Capital Projects Fund</b>	
	Education Capital Projects	Total
<b>Local Taxes</b>		
County Property Taxes		
Current Property Tax	\$ 0	\$ 5,158,320
Trustee's Collections - Prior Year	0	149,963
Trustee's Collections - Bankruptcy	0	305
Circuit Clerk/Clerk and Master Collections - Prior Years	0	59,404
Interest and Penalty	0	29,358
County Local Option Taxes		
Local Option Sales Tax	0	10,315,861
Mixed Drink Tax	0	30,277
Total Local Taxes	<u>\$ 0</u>	<u>\$ 15,743,488</u>
<b>Licenses and Permits</b>		
Licenses		
Marriage Licenses	\$ 0	\$ 1,544
Total Licenses and Permits	<u>\$ 0</u>	<u>\$ 1,544</u>

(Continued)

**LAWRENCE COUNTY, TENNESSEE**

**Schedule of Detailed Revenues -**

**All Governmental Fund Types**

Discretely Presented Lawrence County School Department (Cont.)

	<b>Capital Projects Fund</b>	
	Education Capital Projects	Total
<b>Charges for Current Services</b>		
Education Charges		
Tuition - Regular Day Students	\$ 0	\$ 7,000
Tuition - Other	0	174,056
Lunch Payments - Adults	0	121,497
A la Carte Sales	0	232,847
Receipts from Individual Schools	0	93,609
Other Charges for Services	0	126,031
Total Charges for Current Services	<u>\$ 0</u>	<u>\$ 755,040</u>
<b>Other Local Revenues</b>		
Recurring Items		
Investment Income	\$ 0	\$ 86,875
Sale of Materials and Supplies	0	1,724
Nonrecurring Items		
Sale of Equipment	0	7,209
Damages Recovered from Individuals	0	11,462
Contributions and Gifts	0	18,652

(Continued)

**LAWRENCE COUNTY, TENNESSEE**

**Schedule of Detailed Revenues -**

**All Governmental Fund Types**

Discretely Presented Lawrence County School Department (Cont.)

	<b>Capital Projects Fund</b>	
	Education Capital Projects	Total
<b>Other Local Revenues (Cont.)</b>		
Other Local Revenues		
Other Local Revenues	\$ 0	\$ 4,646,203
Total Other Local Revenues	<u>\$ 0</u>	<u>\$ 4,772,125</u>
<b>State of Tennessee</b>		
General Government Grants		
On-behalf Contributions for OPEB	\$ 0	\$ 178,665
State Education Funds		
Tennessee Investment in Student Achievement	0	57,142,799
TISA - On-behalf Payments	0	102,829
Early Childhood Education	0	1,251,648
School Food Service	0	40,840
Driver Education	0	20,893
Other State Education Funds	0	510,970
Paid Parental Leave	0	224,130
Career Ladder Program	0	75,110
Other Vocational	0	803,897

(Continued)

**LAWRENCE COUNTY, TENNESSEE**

**Schedule of Detailed Revenues -**

**All Governmental Fund Types**

Discretely Presented Lawrence County School Department (Cont.)

	<b>Capital Projects Fund</b>	
	Education Capital Projects	Total
<b>State of Tennessee (Cont.)</b>		
Other State Revenues		
Other State Grants	\$ 0	\$ 69,409
Other State Revenues	0	27,304
Total State of Tennessee	<u>\$ 0</u>	<u>\$ 60,448,494</u>
<b>Federal Government</b>		
Federal Through State		
USDA School Lunch Program	\$ 0	\$ 3,613,983
USDA - Commodities	0	479,374
Breakfast	0	1,478,839
USDA - Other	0	65,095
Vocational Education - Basic Grants to States	0	146,972
Title I Grants to Local Education Agencies	0	1,883,677
Special Education - Grants to States	0	1,996,979
Special Education Preschool Grants	0	60,071
English Language Acquisition Grants	0	19,024
21st Century Community Learning Centers	0	97,780
Eisenhower Professional Development State Grants	0	393,454

(Continued)

**LAWRENCE COUNTY, TENNESSEE**

**Schedule of Detailed Revenues -**

**All Governmental Fund Types**

Discretely Presented Lawrence County School Department (Cont.)

	<b>Capital Projects Fund</b>	
	Education Capital Projects	Total
<b>Federal Government (Cont.)</b>		
Federal Through State (Cont.)		
COVID-19 Grant B	\$ 0	\$ 3,250
COVID-19 Grant D	0	87,790
American Rescue Plan Act Grant #1	0	2,232,855
Other Federal through State	0	424,702
Total Federal Government	<u>\$ 0</u>	<u>\$ 12,983,845</u>
<b>Other Governments and Citizens Groups</b>		
Other Governments		
Contributions	\$ 12,700,000	\$ 13,058,560
Citizens Groups		
Donations	0	99,433
Total Other Governments and Citizens Groups	<u>\$ 12,700,000</u>	<u>\$ 13,157,993</u>
Total	<u>\$ 12,700,000</u>	<u>\$ 107,862,529</u>

**LAWRENCE COUNTY, TENNESSEE**  
**Schedule of Detailed Expenditures -**  
**All Governmental Fund Types**  
**For the Year Ended June 30, 2025**

**General Fund**

General Government

**County Commission**

Board and Committee Members Fees	\$	66,477	
In-service Training		760	
Social Security		4,047	
Pensions		2,599	
Employer Medicare		946	
Advertising		802	
Audit Services		35,095	
Data Processing Services		6,620	
Dues and Memberships		9,106	
Postal Charges		5	
Travel		5,529	
Workers' Compensation Insurance		66	
Total County Commission			\$ 132,052

**Beer Board**

Board and Committee Members Fees	\$	650	
Social Security		40	
Pensions		29	
Employer Medicare		9	
Legal Notices, Recording, and Court Costs		127	
Total Beer Board			855

**County Mayor/Executive**

County Official/Administrative Officer	\$	121,317	
Secretary(ies)		87,843	
Educational Incentive - Official/Admin Officer		2,430	
Longevity Pay		1,000	
Bonus Payments		2,000	
In-service Training		944	
Social Security		12,986	
Pensions		12,575	
Medical Insurance		27,783	
Unemployment Compensation		42	
Employer Medicare		3,037	
Advertising		1,076	
Dues and Memberships		3,832	

(Continued)

**LAWRENCE COUNTY, TENNESSEE**  
**Schedule of Detailed Expenditures -**  
**All Governmental Fund Types (Cont.)**

**General Fund (Cont.)**

General Government (Cont.)

**County Mayor/Executive (Cont.)**

Maintenance Agreements	\$	718	
Pest Control		60	
Postal Charges		197	
Printing, Stationery, and Forms		613	
Travel		10,813	
Food Supplies		796	
Office Supplies		1,264	
Other Supplies and Materials		696	
Workers' Compensation Insurance		330	
Other Charges		1,415	
Total County Mayor/Executive			\$ 293,767

**County Attorney**

County Official/Administrative Officer	\$	48,668	
Social Security		3,017	
Pensions		2,852	
Employer Medicare		706	
Workers' Compensation Insurance		54	
Total County Attorney			55,297

**Election Commission**

County Official/Administrative Officer	\$	88,784	
Deputy(ies)		80,643	
Educational Incentive - Official/Admin Officer		2,505	
Longevity Pay		700	
Overtime Pay		896	
Bonus Payments		2,000	
Election Commission		1,975	
Election Workers		106,297	
Social Security		13,689	
Pensions		10,286	
Medical Insurance		24,701	
Unemployment Compensation		46	
Employer Medicare		3,201	
Contracts with Private Agencies		1,480	
Evaluation and Testing		580	

(Continued)

**LAWRENCE COUNTY, TENNESSEE**  
**Schedule of Detailed Expenditures -**  
**All Governmental Fund Types (Cont.)**

**General Fund (Cont.)**

General Government (Cont.)

**Election Commission (Cont.)**

Legal Notices, Recording, and Court Costs	\$	863	
Maintenance Agreements		17,083	
Pest Control		180	
Postal Charges		3,746	
Printing, Stationery, and Forms		2,104	
Rentals		3,175	
Travel		175	
Office Supplies		3,658	
Utilities		4,654	
Other Supplies and Materials		433	
Liability Insurance		4,506	
Workers' Compensation Insurance		214	
Data Processing Equipment		4,069	
Other Equipment		7,913	
Total Election Commission			\$ 390,556

**Register of Deeds**

County Official/Administrative Officer	\$	98,649
Deputy(ies)		131,358
Educational Incentive - Official/Admin Officer		3,549
Longevity Pay		3,800
Bonus Payments		3,000
Social Security		14,319
Pensions		14,085
Medical Insurance		35,964
Unemployment Compensation		63
Employer Medicare		3,349
Data Processing Services		6,418
Dues and Memberships		1,414
Lease/SBITA Payments		14,588
Maintenance Agreements		719
Pest Control		60
Postal Charges		587
Printing, Stationery, and Forms		140
Travel		1,708
Office Supplies		1,491

(Continued)

**LAWRENCE COUNTY, TENNESSEE**  
**Schedule of Detailed Expenditures -**  
**All Governmental Fund Types (Cont.)**

**General Fund (Cont.)**

General Government (Cont.)

**Register of Deeds (Cont.)**

Other Supplies and Materials	\$	396	
Workers' Compensation Insurance		252	
Other Charges		114	
Total Register of Deeds		336,023	\$ 336,023

**County Buildings**

Supervisor/Director	\$	70,040
Custodial Personnel		64,572
Maintenance Personnel		64,272
Longevity Pay		700
Overtime Pay		5,894
Bonus Payments		4,000
Social Security		12,735
Pensions		11,408
Employee and Dependent Insurance		296
Life Insurance		74
Medical Insurance		26,973
Dental Insurance		257
Disability Insurance		261
Unemployment Compensation		84
Employer Medicare		2,978
Evaluation and Testing		98
Maintenance Agreements		2,112
Maintenance and Repair Services - Buildings		152,413
Maintenance and Repair Services - Equipment		3,726
Maintenance and Repair Services - Vehicles		4,601
Pest Control		3,329
Rentals		4,376
Travel		2,298
Custodial Supplies		13,924
Food Supplies		7,606
Gasoline		13,509
Small Tools		780
Tires and Tubes		1,206
Uniforms		1,424
Utilities		135,630

(Continued)

**LAWRENCE COUNTY, TENNESSEE**  
**Schedule of Detailed Expenditures -**  
**All Governmental Fund Types (Cont.)**

**General Fund (Cont.)**

General Government (Cont.)

**County Buildings (Cont.)**

Other Supplies and Materials	\$	5,004	
Workers' Compensation Insurance		4,218	
Maintenance Equipment		16,262	
Motor Vehicles		63,727	
Other Capital Outlay		11,224	
Total County Buildings			\$ 712,011

**Preservation of Records**

Supervisor/Director	\$	43,721	
Longevity Pay		600	
Bonus Payments		1,000	
Social Security		2,726	
Pensions		2,656	
Medical Insurance		8,991	
Unemployment Compensation		21	
Employer Medicare		637	
Contracts with Private Agencies		534	
Data Processing Services		1,170	
Dues and Memberships		30	
Maintenance Agreements		2,046	
Pest Control		180	
Postal Charges		8	
Office Supplies		1,795	
Utilities		5,734	
Workers' Compensation Insurance		47	
Other Charges		11,950	
Total Preservation of Records			83,846

Finance

**Accounting and Budgeting**

County Official/Administrative Officer	\$	77,250	
Accountants/Bookkeepers		183,738	
Educational Incentive - Official/Admin Officer		10,938	
Longevity Pay		4,200	
Bonus Payments		5,000	
In-service Training		700	

(Continued)

**LAWRENCE COUNTY, TENNESSEE**  
**Schedule of Detailed Expenditures -**  
**All Governmental Fund Types (Cont.)**

**General Fund (Cont.)**

Finance (Cont.)

**Accounting and Budgeting (Cont.)**

Social Security	\$	16,733	
Pensions		16,683	
Employee and Dependent Insurance		360	
Life Insurance		149	
Medical Insurance		26,973	
Dental Insurance		257	
Disability Insurance		522	
Unemployment Compensation		105	
Employer Medicare		4,124	
Data Processing Services		34,633	
Dues and Memberships		463	
Legal Notices, Recording, and Court Costs		524	
Maintenance Agreements		6,252	
Postal Charges		3,317	
Printing, Stationery, and Forms		2,567	
Travel		1,417	
Office Supplies		3,526	
Utilities		5,606	
Other Supplies and Materials		635	
Workers' Compensation Insurance		289	
Other Charges		179	
Total Accounting and Budgeting			\$ 407,140

**Purchasing**

County Official/Administrative Officer	\$	51,500	
Educational Incentive - Official/Admin Officer		2,432	
Bonus Payments		1,000	
Social Security		3,311	
Pensions		3,219	
Medical Insurance		8,991	
Unemployment Compensation		21	
Employer Medicare		774	
Dues and Memberships		235	
Legal Notices, Recording, and Court Costs		899	
Travel		1,361	
Workers' Compensation Insurance		56	
Total Purchasing			73,799

(Continued)

**LAWRENCE COUNTY, TENNESSEE**  
**Schedule of Detailed Expenditures -**  
**All Governmental Fund Types (Cont.)**

**General Fund (Cont.)**

Finance (Cont.)

**Property Assessor's Office**

County Official/Administrative Officer	\$	98,649	
Deputy(ies)		167,347	
Educational Incentive - Official/Admin Officer		6,401	
Longevity Pay		7,800	
Bonus Payments		5,000	
Other Salaries and Wages		43,721	
Board and Committee Members Fees		700	
In-service Training		325	
Social Security		19,241	
Pensions		19,275	
Employee and Dependent Insurance		360	
Life Insurance		73	
Medical Insurance		44,955	
Dental Insurance		257	
Unemployment Compensation		107	
Employer Medicare		4,500	
Data Processing Services		19,754	
Dues and Memberships		1,985	
Maintenance Agreements		6,103	
Maintenance and Repair Services - Vehicles		88	
Pest Control		60	
Postal Charges		4,316	
Printing, Stationery, and Forms		632	
Gasoline		962	
Office Supplies		2,655	
Uniforms		125	
Other Supplies and Materials		183	
Workers' Compensation Insurance		3,468	
Other Charges		441	
Office Equipment		352	
Total Property Assessor's Office			\$ 459,835

**County Trustee's Office**

Bonus Payments	\$	4,000
Social Security		248
Pensions		15,768

(Continued)

**LAWRENCE COUNTY, TENNESSEE**  
**Schedule of Detailed Expenditures -**  
**All Governmental Fund Types (Cont.)**

**General Fund (Cont.)**

Finance (Cont.)

**County Trustee's Office (Cont.)**

Employee and Dependent Insurance	\$	711	
Life Insurance		217	
Medical Insurance		18,737	
Dental Insurance		493	
Disability Insurance		762	
Unemployment Compensation		105	
Employer Medicare		58	
Data Processing Services		14,894	
Dues and Memberships		859	
Maintenance Agreements		718	
Pest Control		60	
Postal Charges		11,638	
Printing, Stationery, and Forms		6,545	
Office Supplies		1,645	
Other Supplies and Materials		114	
Workers' Compensation Insurance		295	
Data Processing Equipment		1,837	
Office Equipment		138	
Total County Trustee's Office			\$ 79,842

**County Clerk's Office**

Bonus Payments	\$	8,000
Social Security		496
Pensions		26,289
Employee and Dependent Insurance		180
Life Insurance		112
Medical Insurance		64,057
Dental Insurance		129
Disability Insurance		522
Unemployment Compensation		168
Employer Medicare		116
On-behalf Payments to OPEB		450
Dues and Memberships		1,263
Maintenance Agreements		40,957
Pest Control		60
Postal Charges		12,634

(Continued)

**LAWRENCE COUNTY, TENNESSEE**  
**Schedule of Detailed Expenditures -**  
**All Governmental Fund Types (Cont.)**

**General Fund (Cont.)**

Finance (Cont.)

**County Clerk's Office (Cont.)**

Printing, Stationery, and Forms	\$	3,035	
Travel		4,174	
Office Supplies		4,125	
Other Supplies and Materials		1,232	
Workers' Compensation Insurance		477	
Data Processing Equipment		4,410	
Total County Clerk's Office			\$ 172,886

**Data Processing**

Supervisor/Director	\$	79,221	
Data Processing Personnel		54,075	
Bonus Payments		2,000	
Social Security		8,193	
Pensions		7,928	
Medical Insurance		17,982	
Unemployment Compensation		42	
Employer Medicare		1,916	
Communication		175,955	
Data Processing Services		12,206	
Maintenance Agreements		62,669	
Other Supplies and Materials		302	
Workers' Compensation Insurance		1,070	
Data Processing Equipment		4,931	
Total Data Processing			428,490

Administration of Justice

**Circuit Court**

County Official/Administrative Officer	\$	98,649	
Deputy(ies)		421,469	
Part-time Personnel		1,170	
Educational Incentive - Official/Admin Officer		2,400	
Longevity Pay		11,000	
Bonus Payments		8,583	
Jury and Witness Expense		18,128	
In-service Training		1,105	
Social Security		31,437	

(Continued)

**LAWRENCE COUNTY, TENNESSEE**  
**Schedule of Detailed Expenditures -**  
**All Governmental Fund Types (Cont.)**

**General Fund (Cont.)**

Administration of Justice (Cont.)

**Circuit Court (Cont.)**

Pensions	\$	30,039	
Employee and Dependent Insurance		360	
Life Insurance		136	
Medical Insurance		75,175	
Dental Insurance		364	
Disability Insurance		370	
Unemployment Compensation		244	
Employer Medicare		7,352	
On-behalf Payments to OPEB		1,050	
Data Processing Services		60,811	
Dues and Memberships		1,519	
Evaluation and Testing		72	
Legal Notices, Recording, and Court Costs		222	
Maintenance Agreements		2,282	
Pest Control		94	
Postal Charges		3,599	
Printing, Stationery, and Forms		4,832	
Travel		5,834	
Office Supplies		7,710	
Other Supplies and Materials		1,088	
Workers' Compensation Insurance		556	
Data Processing Equipment		15,706	
Furniture and Fixtures		72	
Total Circuit Court			\$ 813,428

**General Sessions Court**

Judge(s)	\$	191,356
Deputy(ies)		61,417
Guards		73,680
Part-time Personnel		4,284
Longevity Pay		1,900
Overtime Pay		3,731
Bonus Payments		3,000
Social Security		19,665
Pensions		16,578
Life Insurance		45

(Continued)

**LAWRENCE COUNTY, TENNESSEE**  
**Schedule of Detailed Expenditures -**  
**All Governmental Fund Types (Cont.)**

**General Fund (Cont.)**

Administration of Justice (Cont.)

**General Sessions Court (Cont.)**

Medical Insurance	\$	29,239	
Disability Insurance		261	
Unemployment Compensation		97	
Employer Medicare		4,696	
On-behalf Payments to OPEB		300	
Dues and Memberships		475	
Evaluation and Testing		43	
Maintenance Agreements		537	
Maintenance and Repair Services - Buildings		1,818	
Pest Control		102	
Postal Charges		31	
Travel		2,144	
Office Supplies		978	
Other Supplies and Materials		555	
Workers' Compensation Insurance		347	
Data Processing Equipment		1,484	
Total General Sessions Court			\$ 418,763

**Chancery Court**

County Official/Administrative Officer	\$	98,649
Deputy(ies)		214,895
Longevity Pay		6,000
Bonus Payments		4,833
Social Security		19,124
Pensions		17,928
Medical Insurance		50,973
Unemployment Compensation		126
Employer Medicare		4,473
Data Processing Services		26,407
Dues and Memberships		1,634
Evaluation and Testing		43
Pest Control		102
Postal Charges		6,605
Printing, Stationery, and Forms		2,274
Travel		306
Office Supplies		2,547

(Continued)

**LAWRENCE COUNTY, TENNESSEE**  
**Schedule of Detailed Expenditures -**  
**All Governmental Fund Types (Cont.)**

**General Fund (Cont.)**

Administration of Justice (Cont.)

**Chancery Court (Cont.)**

Other Supplies and Materials	\$	1,183	
Workers' Compensation Insurance		342	
Other Charges		3,240	
Office Equipment		2,584	
Total Chancery Court			\$ 464,268

**Juvenile Court**

Deputy(ies)	\$	91,806	
Youth Service Officer(s)		9,270	
Salary Supplements		96,770	
Longevity Pay		2,300	
Bonus Payments		3,000	
Other Salaries and Wages		15,000	
In-service Training		175	
Social Security		13,259	
Pensions		12,783	
Life Insurance		74	
Medical Insurance		19,492	
Dental Insurance		257	
Disability Insurance		261	
Unemployment Compensation		63	
Employer Medicare		3,101	
Dues and Memberships		175	
Postal Charges		674	
Printing, Stationery, and Forms		42	
Travel		2,396	
Other Contracted Services		1,422	
Office Supplies		2,592	
Other Supplies and Materials		667	
Workers' Compensation Insurance		243	
Data Processing Equipment		1,788	
Total Juvenile Court			277,610

**Other Administration of Justice**

Secretary(ies)	\$	41,331	
Other Salaries and Wages		9,380	

(Continued)

**LAWRENCE COUNTY, TENNESSEE**  
**Schedule of Detailed Expenditures -**  
**All Governmental Fund Types (Cont.)**

**General Fund (Cont.)**

Administration of Justice (Cont.)

**Other Administration of Justice (Cont.)**

Social Security	\$	2,977	
Pensions		2,760	
Life Insurance		64	
Disability Insurance		226	
Unemployment Compensation		17	
Employer Medicare		696	
Food Supplies		10,506	
Other Supplies and Materials		32,727	
Total Other Administration of Justice			\$ 100,684

**Courtroom Security**

Deputy(ies)	\$	137,821	
Longevity Pay		2,100	
Social Security		8,356	
Pensions		8,199	
Medical Insurance		25,538	
Unemployment Compensation		63	
Employer Medicare		1,954	
Law Enforcement Supplies		996	
Uniforms		1,058	
Data Processing Equipment		123,252	
Law Enforcement Equipment		480	
Total Courtroom Security			309,817

**Victim Assistance Programs**

Contracts with Private Agencies	\$	4,504	
Total Victim Assistance Programs			4,504

Public Safety

**Sheriff's Department**

County Official/Administrative Officer	\$	113,940	
Supervisor/Director		91,147	
Deputy(ies)		739,560	
Investigator(s)		252,141	
Captain(s)		75,964	
Lieutenant(s)		258,048	

(Continued)

**LAWRENCE COUNTY, TENNESSEE**  
**Schedule of Detailed Expenditures -**  
**All Governmental Fund Types (Cont.)**

**General Fund (Cont.)**

Public Safety (Cont.)

**Sheriff's Department (Cont.)**

Sergeant(s)	\$	356,401
Secretary(ies)		203,428
Part-time Personnel		9,193
School Resource Officer		649,707
Educational Incentive - Official/Admin Officer		2,482
Longevity Pay		45,800
Overtime Pay		102,842
Bonus Payments		34,600
In-service Training		50,065
Social Security		175,341
Pensions		161,882
Employee and Dependent Insurance		1,105
Life Insurance		477
Medical Insurance		399,245
Dental Insurance		1,371
Disability Insurance		1,414
Unemployment Compensation		1,377
Employer Medicare		41,007
Advertising		4,163
Contracts with Private Agencies		4,363
Data Processing Services		921
Dues and Memberships		4,790
Evaluation and Testing		1,502
Legal Notices, Recording, and Court Costs		5
Maintenance Agreements		16,485
Maintenance and Repair Services - Buildings		2,337
Maintenance and Repair Services - Equipment		745
Maintenance and Repair Services - Office Equipment		2,069
Maintenance and Repair Services - Vehicles		71,015
Pest Control		282
Postal Charges		1,563
Printing, Stationery, and Forms		913
Rentals		13,446
Towing Services		2,325
Travel		39,806
Custodial Supplies		5,649

(Continued)

**LAWRENCE COUNTY, TENNESSEE**  
**Schedule of Detailed Expenditures -**  
**All Governmental Fund Types (Cont.)**

**General Fund (Cont.)**

Public Safety (Cont.)

**Sheriff's Department (Cont.)**

Gasoline	\$	107,074	
Law Enforcement Supplies		24,531	
Office Supplies		6,761	
Tires and Tubes		14,530	
Uniforms		50,959	
Utilities		9,766	
Other Supplies and Materials		1,706	
Workers' Compensation Insurance		65,067	
Other Self-insured Claims		500	
Other Charges		2,229	
Data Processing Equipment		19,608	
Furniture and Fixtures		1,553	
Law Enforcement Equipment		64,145	
Motor Vehicles		90,744	
Total Sheriff's Department			\$ 4,400,089

**Drug Enforcement**

Overtime Pay	\$	700	
Total Drug Enforcement			700

**Jail**

Assistant(s)	\$	51,050	
Lieutenant(s)		69,035	
Sergeant(s)		235,410	
Medical Personnel		151,584	
Guards		1,035,863	
Part-time Personnel		1,140	
Longevity Pay		11,500	
Overtime Pay		133,269	
Other Salaries and Wages		89,233	
In-service Training		350	
Social Security		108,128	
Pensions		84,318	
Employee and Dependent Insurance		3,179	
Life Insurance		695	
Medical Insurance		250,378	

(Continued)

**LAWRENCE COUNTY, TENNESSEE**  
**Schedule of Detailed Expenditures -**  
**All Governmental Fund Types (Cont.)**

**General Fund (Cont.)**

Public Safety (Cont.)

**Jail (Cont.)**

Dental Insurance	\$	1,264	
Disability Insurance		2,546	
Unemployment Compensation		1,190	
Employer Medicare		25,288	
Communication		2,570	
Contracts with Private Agencies		29,099	
Data Processing Services		6,000	
Evaluation and Testing		3,034	
Maintenance Agreements		15,923	
Maintenance and Repair Services - Buildings		63,640	
Maintenance and Repair Services - Equipment		9,246	
Maintenance and Repair Services - Vehicles		1,055	
Pest Control		600	
Printing, Stationery, and Forms		570	
Travel		4,087	
Other Contracted Services		105,701	
Custodial Supplies		24,762	
Drugs and Medical Supplies		24,572	
Food Supplies		322,279	
Gasoline		11,779	
Law Enforcement Supplies		3,248	
Office Supplies		2,053	
Uniforms		16,430	
Utilities		260,663	
Other Supplies and Materials		70,823	
Medical Claims		246,936	
Workers' Compensation Insurance		34,769	
Other Charges		38	
Data Processing Equipment		10,730	
Furniture and Fixtures		1,024	
Total Jail			\$ 3,527,051
<b>Workhouse</b>			
Accountants/Bookkeepers	\$	4,285	
Guards		27,488	
Social Security		1	

(Continued)

**LAWRENCE COUNTY, TENNESSEE**  
**Schedule of Detailed Expenditures -**  
**All Governmental Fund Types (Cont.)**

**General Fund (Cont.)**

Public Safety (Cont.)

**Workhouse (Cont.)**

Pensions	\$	38	
Food Supplies		4,769	
Gasoline		1,231	
Other Supplies and Materials		1,960	
Other Charges		18,593	
Total Workhouse			\$ 58,365

**Fire Prevention and Control**

Contracts with Government Agencies	\$	2,000	
Total Fire Prevention and Control			2,000

**Civil Defense**

In-service Training	\$	700	
Data Processing Services		12,000	
Dues and Memberships		55	
Maintenance and Repair Services - Equipment		2,290	
Maintenance and Repair Services - Vehicles		3,609	
Gasoline		62	
Other Supplies and Materials		792	
Data Processing Equipment		278	
Other Equipment		935	
Total Civil Defense			20,721

**Rescue Squad**

Contributions	\$	1,075,716	
Total Rescue Squad			1,075,716

**Other Emergency Management**

Contributions	\$	339,245	
Total Other Emergency Management			339,245

**County Coroner/Medical Examiner**

Social Security	\$	642	
Pensions		627	
Employer Medicare		150	
Medical and Dental Services		50,000	

(Continued)

**LAWRENCE COUNTY, TENNESSEE**  
**Schedule of Detailed Expenditures -**  
**All Governmental Fund Types (Cont.)**

**General Fund (Cont.)**

Public Safety (Cont.)

**County Coroner/Medical Examiner (Cont.)**

Other Contracted Services	\$	115,918	
Uniforms		320	
Total County Coroner/Medical Examiner			\$ 167,657

Public Health and Welfare

**Local Health Center**

Communication	\$	7,084	
Contracts with Government Agencies		89,875	
Dues and Memberships		375	
Janitorial Services		21,600	
Legal Notices, Recording, and Court Costs		159	
Maintenance and Repair Services - Buildings		1,781	
Pest Control		288	
Disposal Fees		520	
Food Supplies		364	
Utilities		28,511	
Other Supplies and Materials		1,132	
Other Charges		1,692	
Total Local Health Center			153,381

**Rabies and Animal Control**

Contributions	\$	145,000	
Total Rabies and Animal Control			145,000

**Ambulance/Emergency Medical Services**

County Official/Administrative Officer	\$	73,813	
Assistant(s)		62,475	
Medical Personnel		1,070,252	
Part-time Personnel		143,422	
Educational Incentive - Official/Admin Officer		2,580	
Longevity Pay		18,500	
Overtime Pay		824,202	
Bonus Payments		24,584	
In-service Training		37,360	
Social Security		134,450	
Pensions		101,022	

(Continued)

**LAWRENCE COUNTY, TENNESSEE**  
**Schedule of Detailed Expenditures -**  
**All Governmental Fund Types (Cont.)**

**General Fund (Cont.)**

Public Health and Welfare (Cont.)

**Ambulance/Emergency Medical Services (Cont.)**

Employee and Dependent Insurance	\$	490
Life Insurance		124
Medical Insurance		227,826
Dental Insurance		300
Disability Insurance		425
Unemployment Compensation		1,005
Employer Medicare		31,444
On-behalf Payments to OPEB		1,200
Contracts with Private Agencies		147,244
Data Processing Services		9,779
Dues and Memberships		815
Evaluation and Testing		3,302
Licenses		4,500
Maintenance Agreements		26,519
Maintenance and Repair Services - Buildings		4,835
Maintenance and Repair Services - Equipment		5,595
Maintenance and Repair Services - Vehicles		86,908
Pest Control		180
Postal Charges		36
Towing Services		775
Travel		10,792
Disposal Fees		1,135
Other Contracted Services		248
Custodial Supplies		2,492
Drugs and Medical Supplies		126,617
Gasoline		69,929
Office Supplies		1,046
Tires and Tubes		15,410
Uniforms		11,136
Utilities		25,568
Other Supplies and Materials		190
Liability Insurance		22,380
Vehicle and Equipment Insurance		85,932
Workers' Compensation Insurance		97,550
Other Charges		44
Communication Equipment		6,079

(Continued)

**LAWRENCE COUNTY, TENNESSEE**  
**Schedule of Detailed Expenditures -**  
**All Governmental Fund Types (Cont.)**

**General Fund (Cont.)**

Public Health and Welfare (Cont.)

**Ambulance/Emergency Medical Services (Cont.)**

Data Processing Equipment	\$ 6,388	
Furniture and Fixtures	4,548	
Other Equipment	171,061	
Total Ambulance/Emergency Medical Services	\$ 3,704,507	\$ 3,704,507

**Alcohol and Drug Programs**

Supervisor/Director	\$ 44,112	
Bonus Payments	5,286	
Other Salaries and Wages	50,395	
Social Security	5,097	
Pensions	5,848	
Life Insurance	10	
Medical Insurance	16,903	
Disability Insurance	35	
Unemployment Compensation	42	
Employer Medicare	1,192	
Communication	1,512	
Printing, Stationery, and Forms	10,628	
Travel	7,586	
Office Supplies	10,968	
Other Supplies and Materials	12,436	
Workers' Compensation Insurance	58	
Other Charges	4,604	
Total Alcohol and Drug Programs	176,712	176,712

**Other Local Health Services**

Supervisor/Director	\$ 6,015	
Longevity Pay	600	
Other Salaries and Wages	37,506	
Social Security	2,512	
Pensions	2,076	
Medical Insurance	10,070	
Unemployment Compensation	24	
Employer Medicare	587	
Travel	5,036	
Other Contracted Services	18,308	

(Continued)

**LAWRENCE COUNTY, TENNESSEE**  
**Schedule of Detailed Expenditures -**  
**All Governmental Fund Types (Cont.)**

**General Fund (Cont.)**

Public Health and Welfare (Cont.)

**Other Local Health Services (Cont.)**

Office Supplies	\$	6,715	
Other Supplies and Materials		12,759	
Other Charges		6,316	
Total Other Local Health Services			\$ 108,524

**Appropriation to State**

Longevity Pay	\$	3,600	
Overtime Pay		354	
Other Salaries and Wages		472,346	
Social Security		27,908	
Pensions		25,663	
Employee and Dependent Insurance		540	
Life Insurance		229	
Medical Insurance		68,733	
Dental Insurance		257	
Disability Insurance		936	
Unemployment Compensation		264	
Employer Medicare		6,527	
Evaluation and Testing		43	
Travel		8,635	
Liability Insurance		177	
Workers' Compensation Insurance		1,686	
Other Charges		18,448	
Total Appropriation to State			636,346

**Other Public Health and Welfare**

Contributions	\$	278,000	
Dues and Memberships		10,714	
Other Contracted Services		79,388	
Total Other Public Health and Welfare			368,102

Social, Cultural, and Recreational Services

**Senior Citizens Assistance**

Contributions	\$	50,000	
Building Improvements		4,270	
Total Senior Citizens Assistance			54,270

(Continued)

**LAWRENCE COUNTY, TENNESSEE**  
**Schedule of Detailed Expenditures -**  
**All Governmental Fund Types (Cont.)**

**General Fund (Cont.)**

Social, Cultural, and Recreational Services (Cont.)

**Libraries**

Supervisor/Director	\$	61,068	
Deputy(ies)		42,946	
Librarians		103,885	
Part-time Personnel		56,786	
Longevity Pay		1,500	
Overtime Pay		6,123	
Bonus Payments		4,583	
Social Security		15,942	
Pensions		4,078	
Medical Insurance		41,467	
Unemployment Compensation		221	
Employer Medicare		3,728	
Communication		6,007	
Dues and Memberships		425	
Evaluation and Testing		197	
Janitorial Services		900	
Maintenance Agreements		6,174	
Maintenance and Repair Services - Buildings		4,096	
Pest Control		420	
Postal Charges		1,678	
Printing, Stationery, and Forms		1,986	
Travel		739	
Custodial Supplies		1,617	
Instructional Supplies and Materials		20,007	
Library Books/Media		59,282	
Office Supplies		9,728	
Periodicals		4,920	
Utilities		23,806	
Refunds		24	
Workers' Compensation Insurance		288	
Data Processing Equipment		2,794	
Furniture and Fixtures		256	
Other Equipment		15,588	
Total Libraries			\$ 503,259

(Continued)

**LAWRENCE COUNTY, TENNESSEE**  
**Schedule of Detailed Expenditures -**  
**All Governmental Fund Types (Cont.)**

**General Fund (Cont.)**

Social, Cultural, and Recreational Services (Cont.)

**Other Social, Cultural, and Recreational**

Contributions	\$ 102,500	
Total Other Social, Cultural, and Recreational		\$ 102,500

Agriculture and Natural Resources

**Agricultural Extension Service**

Salary Supplements	\$ 137,102	
Secretary(ies)	2,457	
Board and Committee Members Fees	600	
Social Security	152	
Unemployment Compensation	7	
Employer Medicare	36	
Dues and Memberships	700	
Maintenance Agreements	1,016	
Maintenance and Repair Services - Buildings	350	
Maintenance and Repair Services - Vehicles	2,736	
Pest Control	144	
Disposal Fees	520	
Gasoline	28	
Instructional Supplies and Materials	3,000	
Utilities	10,659	
Workers' Compensation Insurance	2	
Total Agricultural Extension Service		159,509

**Soil Conservation**

Salary Supplements	\$ 66,591	
Bonus Payments	1,000	
Social Security	3,784	
Pensions	3,961	
Medical Insurance	9,801	
Unemployment Compensation	21	
Employer Medicare	885	
Dues and Memberships	1,150	
Postal Charges	182	
Office Supplies	71	
Workers' Compensation Insurance	71	
Other Charges	1,845	
Total Soil Conservation		89,362

(Continued)

**LAWRENCE COUNTY, TENNESSEE**  
**Schedule of Detailed Expenditures -**  
**All Governmental Fund Types (Cont.)**

**General Fund (Cont.)**

Other Operations

**Tourism**

Contributions	\$ 176,500	
Total Tourism		\$ 176,500

**Industrial Development**

Contributions	\$ 232,725	
Total Industrial Development		232,725

**Airport**

Contributions	\$ 69,000	
Total Airport		69,000

**Veterans' Services**

Supervisor/Director	\$ 52,000	
Secretary(ies)	39,752	
Longevity Pay	1,000	
Bonus Payments	2,000	
Social Security	5,604	
Pensions	5,553	
Medical Insurance	17,265	
Unemployment Compensation	42	
Employer Medicare	1,311	
Maintenance Agreements	1,686	
Maintenance and Repair Services - Buildings	632	
Pest Control	254	
Postal Charges	117	
Travel	1,379	
Disposal Fees	520	
Gasoline	296	
Office Supplies	2,000	
Utilities	3,309	
Other Supplies and Materials	5,259	
Workers' Compensation Insurance	95	
Total Veterans' Services		140,074

**Other Charges**

Consultants	\$ 81,429	
-------------	-----------	--

(Continued)

**LAWRENCE COUNTY, TENNESSEE**  
**Schedule of Detailed Expenditures -**  
**All Governmental Fund Types (Cont.)**

**General Fund (Cont.)**

Other Operations (Cont.)

**Other Charges (Cont.)**

Data Processing Services	\$ 11,956	
Postal Charges	769	
Rentals	684	
Building and Contents Insurance	279,141	
Liability Insurance	224,069	
Refunds	942	
Trustee's Commission	326,618	
Vehicle and Equipment Insurance	89,903	
Workers' Compensation Insurance	759	
Other Charges	<u>5,605</u>	
Total Other Charges		\$ 1,021,875

**COVID-19 Grant #10**

Other Salaries and Wages	\$ 3,626	
Social Security	225	
Pensions	212	
Unemployment Compensation	2	
Employer Medicare	53	
Travel	978	
Office Supplies	12,133	
Other Supplies and Materials	<u>7,401</u>	
Total COVID-19 Grant #10		24,630

**Miscellaneous**

Tax Relief Program	\$ <u>103,918</u>	
Total Miscellaneous		103,918

Capital Projects

**General Administration Projects**

Communication	\$ <u>21,000</u>	
Total General Administration Projects		21,000

**Public Utility Projects**

Contributions	\$ <u>100,000</u>	
Total Public Utility Projects		<u>100,000</u>

Total General Fund		\$ 23,698,211
--------------------	--	---------------

(Continued)

**LAWRENCE COUNTY, TENNESSEE**  
**Schedule of Detailed Expenditures -**  
**All Governmental Fund Types (Cont.)**

**Courthouse and Jail Maintenance Fund**

Other Operations

**Other Charges**

Trustee's Commission

\$ 281

Total Other Charges

\$ 281

Total Courthouse and Jail Maintenance Fund

\$ 281

**Solid Waste/Sanitation Fund**

Public Health and Welfare

**Landfill Operation and Maintenance**

Assistant(s)

\$ 63,209

Supervisor/Director

54,136

Salary Supplements

58,942

Laborers

321,235

Secretary(ies)

48,090

Clerical Personnel

45,418

Educational Incentive - Official/Admin Officer

3,727

Longevity Pay

5,600

Overtime Pay

18,196

Bonus Payments

11,416

In-service Training

699

Social Security

34,968

Pensions

29,824

Employee and Dependent Insurance

207

Life Insurance

99

Medical Insurance

87,646

Dental Insurance

21

Disability Insurance

348

Unemployment Compensation

1,203

Employer Medicare

8,178

Communication

7,437

Contracts with Private Agencies

1,617,978

Data Processing Services

3,808

Dues and Memberships

969

Engineering Services

5,399

Evaluation and Testing

444

Maintenance Agreements

2,215

Maintenance and Repair Services - Buildings

11,681

(Continued)

**LAWRENCE COUNTY, TENNESSEE**  
**Schedule of Detailed Expenditures -**  
**All Governmental Fund Types (Cont.)**

**Solid Waste/Sanitation Fund (Cont.)**

Public Health and Welfare (Cont.)

**Landfill Operation and Maintenance (Cont.)**

Maintenance and Repair Services - Equipment	\$	12,523	
Maintenance and Repair Services - Vehicles		6,014	
Pest Control		120	
Postal Charges		16,067	
Printing, Stationery, and Forms		6,192	
Travel		12,196	
Brokerage Fees - Recyclables		118,397	
Permits		3,275	
Other Contracted Services		1,369	
Custodial Supplies		1,090	
Diesel Fuel		16,724	
Food Supplies		9,208	
Garage Supplies		12,739	
Gasoline		5,333	
Office Supplies		1,148	
Propane Gas		3,864	
Small Tools		21,337	
Tires and Tubes		3,540	
Uniforms		4,108	
Utilities		42,793	
Wire		8,400	
Other Supplies and Materials		758	
Building and Contents Insurance		16,085	
Liability Insurance		1,408	
Refunds		9,470	
Trustee's Commission		30,727	
Vehicle and Equipment Insurance		21,266	
Workers' Compensation Insurance		16,441	
Other Self-insured Claims		244	
Other Charges		22	
Furniture and Fixtures		85	
Motor Vehicles		60,273	
Solid Waste Equipment		39,739	
Total Landfill Operation and Maintenance			\$ 2,946,048

(Continued)

**LAWRENCE COUNTY, TENNESSEE**  
**Schedule of Detailed Expenditures -**  
**All Governmental Fund Types (Cont.)**

**Solid Waste/Sanitation Fund (Cont.)**

Other Operations

**Industrial Development**

Contributions

\$ 915

Total Industrial Development

\$ 915

Total Solid Waste/Sanitation Fund

\$ 2,946,963

**Industrial/Economic Development Fund**

Other Operations

**Industrial Development**

Contributions

\$ 12,500

Total Industrial Development

\$ 12,500

Capital Projects

**General Administration Projects**

Contributions

\$ 44,559

Trustee's Commission

2,064

Total General Administration Projects

46,623

Total Industrial/Economic Development Fund

59,123

**Drug Control Fund**

Public Safety

**Drug Enforcement**

Communication

\$ 14,876

Confidential Drug Enforcement Payments

5,000

Animal Food and Supplies

129

Trustee's Commission

222

Other Charges

123

Law Enforcement Equipment

867

Total Drug Enforcement

\$ 21,217

Total Drug Control Fund

21,217

**Constitutional Officers - Fees Fund**

Finance

**County Trustee's Office**

Constitutional Officers' Operating Expenses

\$ 333,374

Total County Trustee's Office

\$ 333,374

(Continued)

**LAWRENCE COUNTY, TENNESSEE**  
**Schedule of Detailed Expenditures -**  
**All Governmental Fund Types (Cont.)**

**Constitutional Officers - Fees Fund (Cont.)**

Finance (Cont.)

**County Clerk's Office**

Constitutional Officers' Operating Expenses  
 Total County Clerk's Office

\$	472,766	
	472,766	\$ 472,766

Administration of Justice

**Chancery Court**

Special Commissioner Fees/Special Master Fees  
 Total Chancery Court

\$	6,945	
	6,945	6,945

Total Constitutional Officers - Fees Fund

\$ 813,085

**Highway/Public Works Fund**

Other Operations

**Industrial Development**

Contributions  
 Total Industrial Development

\$	4,558	
	4,558	\$ 4,558

Highways

**Administration**

County Official/Administrative Officer	\$ 108,514
Accountants/Bookkeepers	98,648
Custodial Personnel	2,262
Educational Incentive - Official/Admin Officer	5,382
Longevity Pay	3,500
Overtime Pay	5,758
Bonus Payments	2,000
Social Security	13,369
Pensions	12,809
Employee and Dependent Insurance	360
Life Insurance	75
Medical Insurance	17,982
Dental Insurance	257
Unemployment Compensation	488
Employer Medicare	3,127
On-behalf Payments to OPEB	1,050
Communication	7,454
Data Processing Services	925

(Continued)

**LAWRENCE COUNTY, TENNESSEE**  
**Schedule of Detailed Expenditures -**  
**All Governmental Fund Types (Cont.)**

**Highway/Public Works Fund (Cont.)**

Highways (Cont.)

**Administration (Cont.)**

Dues and Memberships	\$	5,104	
Evaluation and Testing		1,450	
Legal Notices, Recording, and Court Costs		123	
Pest Control		240	
Travel		4,269	
Custodial Supplies		641	
Office Supplies		1,636	
Utilities		14,175	
Refunds		151	
Workers' Compensation Insurance		1,454	
Other Charges		4,503	
Office Equipment		2,421	
Total Administration			\$ 320,127

**Highway and Bridge Maintenance**

Foremen	\$	144,144
Equipment Operators		389,703
Equipment Operators - Light		333,034
Truck Drivers		264,190
Laborers		129,442
Longevity Pay		27,000
Overtime Pay		79,732
Bonus Payments		29,500
Social Security		82,661
Pensions		73,544
Employee and Dependent Insurance		408
Life Insurance		84
Medical Insurance		245,993
Dental Insurance		296
Disability Insurance		303
Unemployment Compensation		7,240
Employer Medicare		19,332
Rentals		9,998
Asphalt		1,191,412
Asphalt - Cold Mix		67,424
Concrete		34,246

(Continued)

**LAWRENCE COUNTY, TENNESSEE**  
**Schedule of Detailed Expenditures -**  
**All Governmental Fund Types (Cont.)**

**Highway/Public Works Fund (Cont.)**

Highways (Cont.)

**Highway and Bridge Maintenance (Cont.)**

Crushed Stone	\$	527,902	
Pipe - Metal		113,735	
Road Signs		8,818	
Wood Products		3,501	
Workers' Compensation Insurance		53,742	
Other Charges		119,724	
Total Highway and Bridge Maintenance			\$ 3,957,108

**Operation and Maintenance of Equipment**

Mechanic(s)	\$	201,873	
Longevity Pay		6,300	
Overtime Pay		17,319	
Bonus Payments		4,000	
Social Security		13,696	
Pensions		12,928	
Medical Insurance		39,717	
Unemployment Compensation		840	
Employer Medicare		3,203	
Maintenance and Repair Services - Equipment		190,390	
Diesel Fuel		171,167	
Garage Supplies		3,053	
Gasoline		64,421	
Lubricants		21,749	
Tires and Tubes		34,283	
Workers' Compensation Insurance		4,336	
Other Self-insured Claims		500	
Other Charges		9,431	
Total Operation and Maintenance of Equipment			799,206

**Other Charges**

Building and Contents Insurance	\$	10,198	
Liability Insurance		4,735	
Trustee's Commission		71,733	
Vehicle and Equipment Insurance		66,151	
Other Charges		1,955	
Total Other Charges			154,772

(Continued)

**LAWRENCE COUNTY, TENNESSEE**  
**Schedule of Detailed Expenditures -**  
**All Governmental Fund Types (Cont.)**

**Highway/Public Works Fund (Cont.)**

Highways (Cont.)

**Capital Outlay**

Highway Construction	\$ 849,866	
Highway Equipment	251,561	
Total Capital Outlay	<u>1,101,427</u>	\$ 1,101,427

Total Highway/Public Works Fund \$ 6,337,198

**General Debt Service Fund**

Principal on Debt

**General Government**

Principal on Bonds	\$ 2,308,050	
Principal on Notes	384,150	
Total General Government	<u>2,692,200</u>	\$ 2,692,200

**Highways and Streets**

Principal on Bonds	\$ 214,850	
Principal on Notes	159,100	
Total Highways and Streets	<u>373,950</u>	373,950

**Education**

Principal on Bonds	\$ 1,207,100	
Principal on Notes	141,750	
Principal on Other Loans	246,192	
Total Education	<u>1,595,042</u>	1,595,042

Interest on Debt

**General Government**

Interest on Bonds	\$ 874,116	
Interest on Notes	53,661	
Total General Government	<u>927,777</u>	927,777

**Highways and Streets**

Interest on Bonds	\$ 139,835	
Interest on Notes	33,024	
Total Highways and Streets	<u>172,859</u>	172,859

(Continued)

**LAWRENCE COUNTY, TENNESSEE**  
**Schedule of Detailed Expenditures -**  
**All Governmental Fund Types (Cont.)**

**General Debt Service Fund (Cont.)**

Interest on Debt (Cont.)

**Education**

Interest on Bonds	\$	633,809	
Interest on Notes		8,087	
Interest on Other Loans		30,852	
Total Education		<u>672,748</u>	\$ 672,748

Other Debt Service

**General Government**

Refunds	\$	97	
Trustee's Commission		71,787	
Other Debt Issuance Charges		1,150	
Other Debt Service		11,171	
Total General Government		<u>84,205</u>	

Total General Debt Service Fund

\$ 6,518,781

**General Capital Projects Fund**

Capital Projects

**General Administration Projects**

Contributions	\$	45,000	
Other Debt Issuance Charges		406,915	
Total General Administration Projects		<u>451,915</u>	\$ 451,915

**Public Health and Welfare Projects**

Building Construction	\$	301,999	
Land		203,067	
Motor Vehicles		257,012	
Solid Waste Equipment		191,311	
Other Construction		1,623,360	
Total Public Health and Welfare Projects		<u>2,576,749</u>	2,576,749

**Highway and Street Capital Projects**

Highway Equipment	\$	715,211	
Total Highway and Street Capital Projects		<u>715,211</u>	715,211

**Education Capital Projects**

Contributions	\$	12,700,000	
Total Education Capital Projects		<u>12,700,000</u>	12,700,000

Total General Capital Projects Fund

16,443,875

**Highway Capital Projects Fund**

Capital Projects

**Highway and Street Capital Projects**

Highway Construction	\$	1,064,436	
Total Highway and Street Capital Projects		<u>1,064,436</u>	\$ 1,064,436

Total Highway Capital Projects Fund

\$ 1,064,436

Total Governmental Funds - Primary Government

\$ 57,903,170

**LAWRENCE COUNTY, TENNESSEE****Schedule of Detailed Expenditures -****All Governmental Fund Types**

Discretely Presented Lawrence County School Department

**For the Year Ended June 30, 2025****General Purpose School Fund**

## Instruction

**Regular Instruction Program**

Teachers	\$	23,068,334	
Career Ladder Program		39,395	
Homebound Teachers		27,795	
Educational Assistants		1,009,478	
Bonus Payments		1,100	
Other Salaries and Wages		31,665	
Certified Substitute Teachers		2,125	
Non-certified Substitute Teachers		270,736	
Social Security		1,411,613	
Pensions		1,643,730	
Medical Insurance		3,929,208	
Unemployment Compensation		36,898	
Employer Medicare		334,804	
Other Contracted Services		540,419	
Instructional Supplies and Materials		219,230	
Textbooks - Bound		135,149	
Other Supplies and Materials		18,507	
TISA - On-behalf Payments		94,215	
Other Charges		398	
Regular Instruction Equipment		72,013	
Total Regular Instruction Program			\$ 32,886,812

**Alternative Instruction Program**

Teachers	\$	320,669	
Educational Assistants		90,769	
Non-certified Substitute Teachers		6,930	
Social Security		24,459	
Pensions		25,770	
Medical Insurance		74,401	
Employer Medicare		5,720	
Instructional Supplies and Materials		1,434	
Other Supplies and Materials		572	
Total Alternative Instruction Program			550,724

(Continued)

**LAWRENCE COUNTY, TENNESSEE****Schedule of Detailed Expenditures -****All Governmental Fund Types**

Discretely Presented Lawrence County School Department (Cont.)

**General Purpose School Fund (Cont.)**

Instruction (Cont.)

**Special Education Program**

Teachers	\$	2,034,037	
Career Ladder Program		4,000	
Homebound Teachers		44,934	
Educational Assistants		1,182,310	
Speech Pathologist		358,012	
Other Salaries and Wages		21,500	
Certified Substitute Teachers		85	
Non-certified Substitute Teachers		56,652	
Social Security		211,673	
Pensions		231,166	
Medical Insurance		816,828	
Employer Medicare		49,803	
Contracts with Private Agencies		194,125	
Maintenance and Repair Services - Equipment		32	
Instructional Supplies and Materials		17,605	
Other Supplies and Materials		9,575	
TISA - On-behalf Payments		8,614	
Special Education Equipment		2,911	
Total Special Education Program			\$ 5,243,862

**Career and Technical Education Program**

Teachers	\$	1,762,545
Career Ladder Program		1,000
Guidance Personnel		51,200
Certified Substitute Teachers		170
Non-certified Substitute Teachers		36,394
Social Security		106,796
Pensions		128,262
Medical Insurance		331,992
Employer Medicare		25,053
Contracts with Other School Systems		325,139
Maintenance and Repair Services - Equipment		327
Other Contracted Services		3,029
Instructional Supplies and Materials		92,149
Textbooks - Bound		8,234

(Continued)

**LAWRENCE COUNTY, TENNESSEE****Schedule of Detailed Expenditures -****All Governmental Fund Types**

Discretely Presented Lawrence County School Department (Cont.)

**General Purpose School Fund (Cont.)**

## Instruction (Cont.)

**Career and Technical Education Program (Cont.)**

Other Supplies and Materials	\$ 5,683	
Other Charges	150	
Vocational Instruction Equipment	62,842	
Total Career and Technical Education Program	\$ 2,940,965	

**Student Body Education Program**

Other Salaries and Wages	\$ 108,409	
Social Security	6,721	
Pensions	228	
Employer Medicare	1,572	
Total Student Body Education Program	116,930	

## Support Services

**Health Services**

Supervisor/Director	\$ 74,750	
Medical Personnel	461,330	
Bonus Payments	125	
Other Salaries and Wages	26,949	
Social Security	31,291	
Pensions	40,385	
Medical Insurance	129,550	
Employer Medicare	7,318	
Travel	2,494	
Other Contracted Services	15,268	
Drugs and Medical Supplies	12,151	
In Service/Staff Development	10,043	
Total Health Services	811,654	

**Other Student Support**

Career Ladder Program	\$ 3,000	
Guidance Personnel	1,174,128	
Social Workers	487,268	
Other Salaries and Wages	125,899	
Non-certified Substitute Teachers	2,310	
Social Security	98,548	

(Continued)

**LAWRENCE COUNTY, TENNESSEE****Schedule of Detailed Expenditures -****All Governmental Fund Types**

Discretely Presented Lawrence County School Department (Cont.)

**General Purpose School Fund (Cont.)**

## Support Services (Cont.)

**Other Student Support (Cont.)**

Pensions	\$	119,133	
Medical Insurance		242,125	
Employer Medicare		24,684	
Evaluation and Testing		45,934	
Travel		3,923	
Other Contracted Services		8,610	
Other Supplies and Materials		4,604	
In Service/Staff Development		3,690	
Total Other Student Support			\$ 2,343,856

**Regular Instruction Program**

Supervisor/Director	\$	328,684	
Career Ladder Program		9,000	
Librarians		763,095	
Other Salaries and Wages		831,282	
Non-certified Substitute Teachers		9,932	
Social Security		113,927	
Pensions		125,799	
Medical Insurance		279,305	
Employer Medicare		26,671	
Travel		27,012	
Other Contracted Services		305,467	
Other Supplies and Materials		57,625	
In Service/Staff Development		23,181	
Other Charges		558	
Other Equipment		168,748	
Total Regular Instruction Program			3,070,286

**Alternative Instruction Program**

Other Contracted Services	\$	15,534	
Total Alternative Instruction Program			15,534

**Special Education Program**

Supervisor/Director	\$	178,548	
Career Ladder Program		1,000	

(Continued)

**LAWRENCE COUNTY, TENNESSEE****Schedule of Detailed Expenditures -****All Governmental Fund Types**

Discretely Presented Lawrence County School Department (Cont.)

**General Purpose School Fund (Cont.)**

Support Services (Cont.)

**Special Education Program (Cont.)**

Psychological Personnel	\$	79,037	
Medical Personnel		87,919	
Secretary(ies)		24,832	
Other Salaries and Wages		88,953	
Social Security		25,529	
Pensions		30,227	
Medical Insurance		75,079	
Employer Medicare		6,350	
Travel		17,750	
Other Contracted Services		193,231	
Other Supplies and Materials		11,025	
In Service/Staff Development		4,354	
Total Special Education Program			\$ 823,834

**Career and Technical Education Program**

Supervisor/Director	\$	44,189	
Social Security		2,662	
Pensions		2,810	
Medical Insurance		3,905	
Employer Medicare		623	
Travel		76,619	
Other Supplies and Materials		1,834	
In Service/Staff Development		254	
Total Career and Technical Education Program			132,896

**Technology**

Supervisor/Director	\$	82,550	
Computer Programmer(s)		145,337	
Other Salaries and Wages		73,468	
Social Security		17,792	
Pensions		18,499	
Medical Insurance		60,113	
Employer Medicare		4,161	
Contributions		358,560	
Internet Connectivity		1,478	

(Continued)

**LAWRENCE COUNTY, TENNESSEE****Schedule of Detailed Expenditures -****All Governmental Fund Types**

Discretely Presented Lawrence County School Department (Cont.)

**General Purpose School Fund (Cont.)**

## Support Services (Cont.)

**Technology (Cont.)**

Travel	\$	708	
Other Contracted Services		144,965	
Other Supplies and Materials		2,613	
Data Processing Equipment		5,833	
Total Technology			\$ 916,077

**Other Programs**

On-behalf Payments to OPEB	\$	178,665	
Total Other Programs			178,665

**Board of Education**

Secretary to Board	\$	2,400	
Other Salaries and Wages		31,570	
Board and Committee Members Fees		21,300	
Social Security		2,979	
Pensions		2,131	
Medical Insurance		218,186	
Employer Medicare		788	
Audit Services		14,935	
Dues and Memberships		12,741	
Legal Services		20,220	
Other Contracted Services		30,022	
Other Supplies and Materials		633	
Liability Insurance		144,764	
Trustee's Commission		284,119	
Workers' Compensation Insurance		583,629	
In Service/Staff Development		17,403	
Criminal Investigation of Applicants - TBI		20,169	
Other Charges		960	
Total Board of Education			1,408,949

**Director of Schools**

County Official/Administrative Officer	\$	167,386	
Secretary(ies)		39,104	
Other Salaries and Wages		1,000	

(Continued)

**LAWRENCE COUNTY, TENNESSEE****Schedule of Detailed Expenditures -  
All Governmental Fund Types**

Discretely Presented Lawrence County School Department (Cont.)

**General Purpose School Fund (Cont.)**

Support Services (Cont.)

**Director of Schools (Cont.)**

Social Security	\$	12,317	
Pensions		12,461	
Medical Insurance		22,246	
Employer Medicare		2,881	
Communication		119,608	
Dues and Memberships		3,373	
Postal Charges		5,984	
Office Supplies		6,662	
Other Supplies and Materials		1,093	
In Service/Staff Development		831	
Other Charges		3,902	
Total Director of Schools			\$ 398,848

**Office of the Principal**

Principals	\$	1,368,683	
Career Ladder Program		7,000	
Assistant Principals		1,520,147	
Secretary(ies)		703,905	
Bonus Payments		775	
Social Security		215,089	
Pensions		227,330	
Medical Insurance		487,519	
Employer Medicare		50,303	
On-behalf Payments to OPEB		1,150	
Other Contracted Services		16,636	
Other Supplies and Materials		2,698	
In Service/Staff Development		8,916	
Total Office of the Principal			4,610,151

**Fiscal Services**

Supervisor/Director	\$	97,389	
Accountants/Bookkeepers		177,170	
Bonus Payments		75	
Social Security		16,155	
Pensions		16,093	

(Continued)

**LAWRENCE COUNTY, TENNESSEE****Schedule of Detailed Expenditures -****All Governmental Fund Types**

Discretely Presented Lawrence County School Department (Cont.)

**General Purpose School Fund (Cont.)**

## Support Services (Cont.)

**Fiscal Services (Cont.)**

Medical Insurance	\$	44,178	
Employer Medicare		3,778	
Data Processing Services		56,208	
Data Processing Supplies		2,634	
Other Supplies and Materials		357	
In Service/Staff Development		1,926	
Administration Equipment		463	
Total Fiscal Services			\$ 416,426

**Human Services/Personnel**

Supervisor/Director	\$	97,289	
Secretary(ies)		49,750	
Social Security		8,806	
Pensions		8,739	
Medical Insurance		15,622	
Employer Medicare		2,059	
Dues and Memberships		700	
Other Contracted Services		42,892	
In Service/Staff Development		419	
Other Charges		2,560	
Total Human Services/Personnel			228,836

**Operation of Plant**

Supervisor/Director	\$	93,389	
Custodial Personnel		707,793	
Other Salaries and Wages		549,163	
Social Security		86,135	
Pensions		74,513	
Medical Insurance		384,383	
Employer Medicare		20,144	
Laundry Service		15,140	
Maintenance and Repair Services - Equipment		534	
Travel		11,153	
Disposal Fees		83,818	
Other Contracted Services		234,666	

(Continued)

**LAWRENCE COUNTY, TENNESSEE****Schedule of Detailed Expenditures -****All Governmental Fund Types**

Discretely Presented Lawrence County School Department (Cont.)

**General Purpose School Fund (Cont.)**

Support Services (Cont.)

**Operation of Plant (Cont.)**

Custodial Supplies	\$	227,783	
Electricity		1,312,568	
Natural Gas		232,197	
Water and Sewer		251,660	
Other Supplies and Materials		18,023	
Building and Contents Insurance		355,124	
Other Charges		2,242	
Plant Operation Equipment		54,792	
Total Operation of Plant			\$ 4,715,220

**Maintenance of Plant**

Supervisor/Director	\$	75,350	
Other Salaries and Wages		393,184	
Social Security		27,432	
Pensions		25,417	
Medical Insurance		66,008	
Employer Medicare		6,718	
Laundry Service		7,436	
Maintenance and Repair Services - Buildings		11,759	
Maintenance and Repair Services - Equipment		9,502	
Maintenance and Repair Services - Vehicles		309	
Other Contracted Services		191,359	
Other Supplies and Materials		834,400	
In Service/Staff Development		1,178	
Other Charges		1,571	
Administration Equipment		60	
Plant Operation Equipment		4,950	
Total Maintenance of Plant			1,656,633

**Transportation**

Supervisor/Director	\$	92,489	
Mechanic(s)		225,639	
Bus Drivers		1,042,066	
Clerical Personnel		66,146	
Other Salaries and Wages		200,943	

(Continued)

**LAWRENCE COUNTY, TENNESSEE****Schedule of Detailed Expenditures -****All Governmental Fund Types**

Discretely Presented Lawrence County School Department (Cont.)

**General Purpose School Fund (Cont.)**

## Support Services (Cont.)

**Transportation (Cont.)**

Non-certified Substitute Teachers	\$	88	
Social Security		93,494	
Pensions		85,615	
Medical Insurance		509,901	
Employer Medicare		21,955	
Communication		8,880	
Contracts with Parents		32,865	
Laundry Service		10,351	
Maintenance and Repair Services - Vehicles		2,601	
Medical and Dental Services		9,935	
Travel		64,680	
Other Contracted Services		45,708	
Diesel Fuel		213,582	
Gasoline		45,274	
Lubricants		10,567	
Tires and Tubes		43,309	
Vehicle Parts		134,650	
Other Supplies and Materials		22,532	
Vehicle and Equipment Insurance		81,735	
In Service/Staff Development		2,301	
Other Charges		1,570	
Transportation Equipment		280,000	
Total Transportation			\$ 3,348,876

**Central and Other**

Other Contracted Services	\$	149,140	
Total Central and Other			149,140

## Operation of Non-Instructional Services

**Food Service**

Cafeteria Personnel	\$	17,330	
Social Security		1,074	
Pensions		913	
Employer Medicare		251	
Total Food Service			19,568

(Continued)

**LAWRENCE COUNTY, TENNESSEE****Schedule of Detailed Expenditures -****All Governmental Fund Types**

Discretely Presented Lawrence County School Department (Cont.)

**General Purpose School Fund (Cont.)**

Operation of Non-Instructional Services (Cont.)

**Community Services**

Supervisor/Director	\$	15,632	
Teachers		50,756	
Educational Assistants		12,002	
Other Salaries and Wages		49,018	
Social Security		7,566	
Pensions		8,545	
Medical Insurance		3,905	
Employer Medicare		1,770	
Travel		419	
Food Supplies		381	
Other Supplies and Materials		5,859	
Other Charges		18,632	
Other Equipment		99,433	
Total Community Services			\$ 273,918

**Early Childhood Education**

Teachers	\$	643,433	
Clerical Personnel		25,265	
Educational Assistants		192,949	
Certified Substitute Teachers		85	
Non-certified Substitute Teachers		15,272	
Social Security		49,606	
Pensions		55,981	
Medical Insurance		185,204	
Employer Medicare		11,634	
Travel		178	
Instructional Supplies and Materials		4,945	
Other Supplies and Materials		3,928	
Total Early Childhood Education			1,188,480

Capital Outlay

**Regular Capital Outlay**

Other Contracted Services	\$	1,288,284	
Building Construction		405,234	
Building Improvements		278,745	
Land		377,859	
Total Regular Capital Outlay			2,350,122

(Continued)

**LAWRENCE COUNTY, TENNESSEE**

**Schedule of Detailed Expenditures -  
All Governmental Fund Types**

Discretely Presented Lawrence County School Department (Cont.)

**General Purpose School Fund (Cont.)**

Other Debt Service

**Education**

Debt Service Contribution to Primary Government

\$ 1,393,817

Total Education

\$ 1,393,817

Total General Purpose School Fund

\$ 72,191,079

**School Federal Projects Fund**

Instruction

**Regular Instruction Program**

Teachers

\$ 644,351

Educational Assistants

388,229

Certified Substitute Teachers

1,105

Non-certified Substitute Teachers

19,845

Social Security

57,849

Pensions

58,730

Medical Insurance

202,409

Employer Medicare

14,320

Instructional Supplies and Materials

572,517

Other Supplies and Materials

1,995

Regular Instruction Equipment

238,151

Total Regular Instruction Program

\$ 2,199,501

**Special Education Program**

Teachers

\$ 520,401

Educational Assistants

382,296

Speech Pathologist

116,759

Other Salaries and Wages

80

Non-certified Substitute Teachers

18,270

Social Security

57,720

Pensions

64,102

Medical Insurance

273,249

Employer Medicare

13,675

Instructional Supplies and Materials

29,395

Other Supplies and Materials

1,522

Total Special Education Program

1,477,469

(Continued)

**LAWRENCE COUNTY, TENNESSEE****Schedule of Detailed Expenditures -****All Governmental Fund Types**

Discretely Presented Lawrence County School Department (Cont.)

**School Federal Projects Fund (Cont.)**

## Instruction (Cont.)

**Career and Technical Education Program**

Maintenance and Repair Services - Equipment	\$	4,645	
Instructional Supplies and Materials		3,849	
Textbooks - Bound		42,116	
Software		38,638	
Vocational Instruction Equipment		97,232	
Total Career and Technical Education Program			\$ 186,480

## Support Services

**Health Services**

Other Salaries and Wages	\$	41,314	
Social Security		2,493	
Pensions		3,305	
Medical Insurance		7,857	
Employer Medicare		583	
Total Health Services			55,552

**Other Student Support**

Guidance Personnel	\$	66,089	
Social Security		4,029	
Pensions		4,203	
Medical Insurance		7,811	
Employer Medicare		942	
Travel		1,013	
Other Contracted Services		1,113	
In Service/Staff Development		5,195	
Other Charges		56,513	
Total Other Student Support			146,908

**Regular Instruction Program**

Supervisor/Director	\$	97,289	
Instructional Coaches		359,612	
Other Salaries and Wages		90,378	
Social Security		32,404	
Pensions		38,224	
Medical Insurance		46,877	

(Continued)

**LAWRENCE COUNTY, TENNESSEE****Schedule of Detailed Expenditures -****All Governmental Fund Types**

Discretely Presented Lawrence County School Department (Cont.)

**School Federal Projects Fund (Cont.)**

## Support Services (Cont.)

**Regular Instruction Program (Cont.)**

Employer Medicare	\$	7,578	
Travel		268	
Other Contracted Services		205,500	
Other Supplies and Materials		553	
In Service/Staff Development		206,676	
Total Regular Instruction Program			\$ 1,085,359

**Special Education Program**

Psychological Personnel	\$	143,226	
Medical Personnel		181,510	
Clerical Personnel		44,049	
Other Salaries and Wages		1,099	
Social Security		21,905	
Pensions		25,251	
Medical Insurance		57,341	
Employer Medicare		5,123	
Travel		883	
Other Contracted Services		56,850	
Other Supplies and Materials		2,036	
Total Special Education Program			539,273

**Career and Technical Education Program**

In Service/Staff Development	\$	3,054	
Total Career and Technical Education Program			3,054

**Operation of Plant**

Custodial Personnel	\$	128,177	
Total Operation of Plant			128,177

**Transportation**

Contracts with Vehicle Owners	\$	4,135	
Transportation Equipment		801,778	
Total Transportation			805,913

Total School Federal Projects Fund			\$ 6,627,686
------------------------------------	--	--	--------------

(Continued)

**LAWRENCE COUNTY, TENNESSEE**

**Schedule of Detailed Expenditures -  
All Governmental Fund Types**

Discretely Presented Lawrence County School Department (Cont.)

**Central Cafeteria Fund**

Operation of Non-Instructional Services

**Food Service**

Supervisor/Director	\$ 86,763	
Accountants/Bookkeepers	41,984	
Cafeteria Personnel	1,567,629	
Social Security	99,101	
Pensions	73,754	
Medical Insurance	451,730	
Unemployment Compensation	2,193	
Employer Medicare	23,175	
On-behalf Payments to OPEB	600	
Maintenance and Repair Services - Equipment	34,794	
Transportation - Other than Students	55,039	
Travel	4,835	
Other Contracted Services	45,695	
Food Supplies	2,619,852	
Office Supplies	2,573	
USDA - Commodities	479,374	
Other Supplies and Materials	269,179	
In Service/Staff Development	1,924	
Food Service Equipment	18,823	
Total Food Service	5,879,017	\$ 5,879,017

Total Central Cafeteria Fund \$ 5,879,017

**Extended School Program Fund**

Operation of Non-Instructional Services

**Community Services**

Other Salaries and Wages	\$ 185,410	
Social Security	11,496	
Pensions	10,411	
Employer Medicare	2,689	
Retirement - Hybrid Stabilization	81	
Other Supplies and Materials	9,947	
Trustee's Commission	2,008	
Other Charges	64	
Total Community Services	222,106	\$ 222,106

Total Extended School Program Fund 222,106

(Continued)

**LAWRENCE COUNTY, TENNESSEE**

**Schedule of Detailed Expenditures -**

**All Governmental Fund Types**

Discretely Presented Lawrence County School Department (Cont.)

**Internal School Fund**

Operation of Non-Instructional Services

**Community Services**

Other Charges

\$ 4,317,777

Total Community Services

\$ 4,317,777

Total Internal School Fund

\$ 4,317,777

**Education Capital Projects Fund**

Capital Projects

**Education Capital Projects**

Engineering Services

\$ 184,000

Other Contracted Services

47,092

Building Construction

1,786,238

Building Improvements

283,266

Site Development

1,841,946

Other Equipment

1,181,761

Total Education Capital Projects

\$ 5,324,303

Total Education Capital Projects Fund

5,324,303

Total Governmental Funds - Lawrence County School Department

\$ 94,561,968

**SINGLE AUDIT SECTION**



JASON E. MUMPOWER  
*Comptroller*

**Independent Auditor's Report on Internal Control Over Financial Reporting and on Compliance and Other Matters Based on an Audit of Financial Statements Performed in Accordance with *Government Auditing Standards***

Lawrence County Executive and  
Board of County Commissioners  
Lawrence County, Tennessee

To the County Executive and Board of County Commissioners:

We have audited, in accordance with the auditing standards generally accepted in the United States of America and the standards applicable to financial audits contained in *Government Auditing Standards* issued by the Comptroller General of the United States, the financial statements of the governmental activities, the aggregate discretely presented component units, each major fund, and the aggregate remaining fund information of Lawrence County, Tennessee, as of and for the year ended June 30, 2025, and the related notes to the financial statements, which collectively comprise Lawrence County's basic financial statements, as listed in the table of contents, and have issued our report thereon dated February 19, 2026. Our report includes a reference to other auditors who audited the financial statements of the Internal School Fund of Lawrence County School Department (a discretely presented component unit), as described in our report on Lawrence County's financial statements. This report does not include the results of the other auditor's testing of internal control over financial reporting or compliance and other matters that are reported on separately by those auditors.

**Report on Internal Control Over Financial Reporting**

In planning and performing our audit of the financial statements, we considered Lawrence County's internal control over financial reporting (internal control) as a basis for designing audit procedures that are appropriate in the circumstances for the purpose of expressing our opinions on the financial statements, but not for the purpose of expressing an opinion on the effectiveness of Lawrence County's internal control. Accordingly, we do not express an opinion on the effectiveness of Lawrence County's internal control.

A *deficiency in internal control* exists when the design or operation of a control does not allow management or employees, in the normal course of performing their assigned functions, to prevent, or detect and correct, misstatements on a timely basis. A *material weakness* is a deficiency, or a combination of deficiencies, in internal control such that there is a reasonable possibility that a material misstatement of the entity's financial statements will not be prevented, or detected and corrected, on a timely basis. A *significant deficiency* is a deficiency, or a combination of deficiencies, in internal control that is less severe than a material weakness, yet important enough to merit attention by those charged with governance.

Our consideration of internal control was for the limited purpose described in the first paragraph of this section and was not designed to identify all deficiencies in internal control that might be material weaknesses or significant deficiencies and therefore, material weaknesses or significant deficiencies may exist that were not identified. We identified a deficiency in internal control, described in the accompanying Schedule of Findings and Questioned Costs, that we consider to be a material weakness: 2025-002.

## Report on Compliance and Other Matters

As part of obtaining reasonable assurance about whether Lawrence County's financial statements are free from material misstatement, we performed tests of its compliance with certain provisions of laws, regulations, contracts, and grant agreements, noncompliance with which could have a direct and material effect on the financial statements. However, providing an opinion on compliance with those provisions was not an objective of our audit, and accordingly, we do not express such an opinion. The results of our tests disclosed instances of noncompliance or other matters that are required to be reported under *Government Auditing Standards* and are described in the accompanying Schedule of Findings and Questioned Costs as items: 2025-001 and 2025-003.

## Lawrence County's Responses to Findings

*Government Auditing Standards* requires the auditor to perform limited procedures on Lawrence County's responses to the findings identified in our audit and described in the accompanying Schedule of Findings and Questioned Costs. Lawrence County's responses were not subjected to the auditing procedures applied in the audit of the financial statements and, accordingly, we express no opinion on the responses.

## Purpose of this Report


The purpose of this report is solely to describe the scope of our testing of internal control and compliance and the results of that testing, and not to provide an opinion on the effectiveness of the entity's internal control or on compliance. This report is an integral part of an audit performed in accordance with *Government Auditing Standards* in considering Lawrence County's internal control and compliance. Accordingly, this communication is not suitable for any other purpose.

Very truly yours,

Jason E. Mumpower  
Comptroller of the Treasury  
Nashville, Tennessee

February 19, 2026

JEM/gc





JASON E. MUMPOWER  
*Comptroller*

**Independent Auditor's Report on Compliance for Each Major Federal Program; Report on Internal Control Over Compliance; and Report on the Schedule of Expenditures of Federal Awards Required by the Uniform Guidance**

Lawrence County Executive and  
Board of County Commissioners  
Lawrence County, Tennessee

To the County Executive and Board of County Commissioners:

**Report on Compliance for Each Major Federal Program**

***Opinion on Each Major Federal Program***

We have audited Lawrence County's compliance with the types of compliance requirements identified as subject to audit in the *OMB Compliance Supplement* that could have a direct and material effect on each of Lawrence County's major federal programs for the year ended June 30, 2025. Lawrence County's major federal programs are identified in the summary of auditor's results section of the accompanying Schedule of Findings and Questioned Costs.

In our opinion, Lawrence County complied, in all material respects, with the compliance requirements referred to above that could have a direct and material effect on each of its major federal programs for the year ended June 30, 2025.

***Basis for Opinion on Each Major Federal Program***

We conducted our audit of compliance in accordance with auditing standards generally accepted in the United States of America; the standards applicable to financial audits contained in *Government Auditing Standards* issued by the Comptroller General of the United States; and the audit requirements of Title 2 U.S. *Code of Federal Regulations* Part 200, *Uniform Administrative Requirements, Cost Principles, and Audit Requirements for Federal Awards* (Uniform Guidance). Our responsibilities under those standards and the Uniform Guidance are further described in the Auditor's Responsibilities for the Audit of Compliance section of our report.

We are required to be independent of Lawrence County, Tennessee, and to meet our other ethical responsibilities, in accordance with relevant ethical requirements relating to our audit. We believe that the audit evidence we have obtained is sufficient and appropriate to provide a basis for our opinion on compliance for each major federal program. Our audit does not provide a legal determination of Lawrence County's compliance with the compliance requirements referred to above.

### ***Responsibilities of Management for Compliance***

Management is responsible for compliance with the requirements referred to above and for the design, implementation, and maintenance of effective internal control over compliance with the requirements of laws, statutes, regulations, rules and provisions of contracts or grant agreements applicable to Lawrence County's federal programs.

### ***Auditor's Responsibilities for the Audit of Compliance***

Our objectives are to obtain reasonable assurance about whether material noncompliance with the compliance requirements referred to above occurred, whether due to fraud or error, and express an opinion on Lawrence County's compliance based on our audit. Reasonable assurance is a high level of assurance but is not absolute assurance and therefore is not a guarantee that an audit conducted in accordance with generally accepted auditing standards, *Government Auditing Standards*, and the Uniform Guidance will always detect material noncompliance when it exists. The risk of not detecting material noncompliance resulting from fraud is higher than for noncompliance resulting from error, as fraud may involve collusion, forgery, intentional omissions, misrepresentations, or the override of internal control. Noncompliance with the compliance requirements referred to above is considered material, if there is a substantial likelihood that, individually or in the aggregate, it would influence the judgment made by a reasonable user of the report on compliance about Lawrence County's compliance with the requirements of each major federal program as a whole.

In performing an audit in accordance with generally accepted auditing standards, *Government Auditing Standards*, and the Uniform Guidance, we:

- exercise professional judgment and maintain professional skepticism throughout the audit.
- identify and assess the risks of material noncompliance, whether due to fraud or error, and design and perform audit procedures responsive to those risks. Such procedures include examining, on a test basis, evidence regarding Lawrence County's compliance with the compliance requirements referred to above and performing such other procedures as we considered necessary in the circumstances.
- obtain an understanding of Lawrence County's internal control over compliance relevant to the audit in order to design audit procedures that are appropriate in the circumstances and to test and report on internal control over compliance in accordance with the Uniform Guidance, but not for the purpose of expressing an opinion on the effectiveness of Lawrence County's internal control over compliance. Accordingly, no such opinion is expressed.

We are required to communicate with those charged with governance regarding, among other matters, the planned scope and timing of the audit and any significant deficiencies and material weaknesses in internal control over compliance that we identified during the audit.

### ***Other Matters***

The results of our auditing procedures disclosed an instance of noncompliance, which is required to be reported in accordance with the Uniform Guidance and is described in the accompanying Schedule of Findings and Questioned Costs as item 2025-004. Our opinion on each major federal program is not modified with respect to these matters.

*Government Auditing Standards* requires the auditor to perform limited procedures on Lawrence County's response to the noncompliance finding identified in our compliance audit described in the accompanying Schedule of Findings and Questioned Costs. Lawrence County's response was not subjected to the other auditing procedures applied in the audit of compliance and, accordingly, we express no opinion on the response.

Lawrence County is responsible for preparing a corrective action plan to address each noncompliance audit finding included in our auditor's report in accordance with the Uniform Guidance. Lawrence County's corrective action plan was not subjected to the auditing procedures applied in the audit of compliance and, accordingly, we express no opinion on the corrective action plan.

### **Report on Internal Control Over Compliance**

A *deficiency in internal control over compliance* exists when the design or operation of a control over compliance does not allow management or employees, in the normal course of performing their assigned functions, to prevent, or detect and correct, noncompliance with a type of compliance requirement of a federal program on a timely basis. A *material weakness in internal control over compliance* is a deficiency, or combination of deficiencies, in internal control over compliance, such that there is a reasonable possibility that material noncompliance with a type of compliance requirement of a federal program will not be prevented, or detected and corrected, on a timely basis. A *significant deficiency in internal control over compliance* is a deficiency, or a combination of deficiencies, in internal control over compliance with a type of compliance requirement of a federal program that is less severe than a material weakness in internal control over compliance, yet important enough to merit attention by those charged with governance.

Our consideration of internal control over compliance was for the limited purpose described in the Auditor's Responsibilities for the Audit of Compliance section above and was not designed to identify all deficiencies in internal control over compliance that might be material weaknesses or significant deficiencies in internal control over compliance. Given these limitations, during our audit we did not identify any deficiencies in internal control over compliance that we consider to be material weaknesses, as defined above. However, material weaknesses or significant deficiencies in internal control over compliance may exist that have not been identified.

Our audit was not designed for the purpose of expressing an opinion on the effectiveness of internal control over compliance. Accordingly, no such opinion is expressed.

The purpose of this report on internal control over compliance is solely to describe the scope of our testing of internal control over compliance and the results of that testing based on the requirements of the Uniform Guidance. Accordingly, this report is not suitable for any other purpose.

### **Report on Schedule of Expenditures of Federal Awards Required by the Uniform Guidance**

We have audited the financial statements of the governmental activities, the aggregate discretely presented component units, each major fund, and the aggregate remaining fund information of Lawrence County, Tennessee, as of and for the year ended June 30, 2025, and the related notes to the financial statements, which collectively comprise Lawrence County's basic financial statements. We issued our report thereon dated February 19, 2026, which contained unmodified opinions on those financial statements. Our audit was performed for the purpose of forming opinions on the financial statements that collectively comprise the basic financial statements. The accompanying Schedule of Expenditures of Federal Awards is presented for purposes of additional analysis as required by the Uniform Guidance and is not a required part of the basic financial statements. Such information is the responsibility of management and was derived from and relates directly to the underlying accounting and other records used to prepare the basic financial statements. The information has been subjected to the auditing procedures applied in the audit of the basic financial statements and certain additional procedures, including comparing and reconciling such information directly to the underlying

accounting and other records used to prepare the basic financial statements or to the basic financial statements themselves, and other additional procedures in accordance with auditing standards generally accepted in the United States of America. In our opinion, the Schedule of Expenditures of Federal Awards is fairly stated in all material respects in relation to the basic financial statements as a whole.

Very truly yours,

Jason E. Mumpower  
Comptroller of the Treasury  
Nashville, Tennessee

February 19, 2026

JEM/gc



**LAWRENCE COUNTY, TENNESSEE, AND THE LAWRENCE COUNTY SCHOOL DEPARTMENT**  
**Schedule of Expenditures of Federal Awards and State Grants (1) (2) (7)**  
**For the Year Ended June 30, 2025**

Federal/Pass-through Agency/State Grantor Program Title	Assistance Listing Number	Passed-through Entity Identifying Number	Amount Passed-through to Subrecipients	Expenditures
U.S. Department of Agriculture:				
Passed-through State Department of Education:				
Local Foods for Schools Cooperative Agreement Programs	10.185	(3)	\$ 0	\$ 76,761
Child Nutrition Cluster: (4)				
School Breakfast Program	10.553	(3)	0	1,478,839
National School Lunch Program	10.555	(3)	0	3,641,774 (5)
Fresh Fruit and Vegetable Program	10.582	(3)	0	65,095
Child Nutrition Discretionary Grants Limited Availability	10.579	(3)	0	4,000
Passed-through State Department of Agriculture:				
Child Nutrition Cluster: (4)				
National School Lunch Program (Commodities - Noncash Assistance)	10.555	(3)	0	479,374 (5)
National School Lunch Program (Commodity Rebate)	10.555	(3)	0	54,404 (5)
Passed-through State Department of Health:				
WIC Special Supplement Nutrition Program for Women, Infants, and Children	10.557	GG-25-83488	0	117,765 (6)
Total U.S. Department of Agriculture				<u>\$ 5,918,012</u>
U.S. Department of Justice:				
Passed-through State Department of Finance and Administration:				
Edward Byrne Memorial Justice Assistance Grant Program	16.738	(3)	70,000	\$ 158,979 (8)
Total U.S. Department of Justice				<u>\$ 158,979</u>
U.S. Department of the Treasury:				
Passed-through State Department of Environment and Conservation:				
COVID 19 - Coronavirus State and Local Fiscal Recovery Funds	21.027	(3)	0	\$ 1,568,100 (5)
Passed-through State Department of Health:				
COVID 19 - Coronavirus State and Local Fiscal Recovery Funds	21.027	(3)	0	244,075 (5)
Passed-through State Department of Education:				
COVID 19 - Coronavirus State and Local Fiscal Recovery Funds	21.027	(3)	0	118,223 (5)
Total U.S. Department of Treasury				<u>\$ 1,930,398</u>
U.S. Department of Education:				
Passed-through State Department of Education:				
Title I Grants to Local Educational Agencies	84.010	(3)	0	\$ 1,883,677
Special Education Cluster (IDEA): (4)				
Special Education - Grants to States	84.027	(3)	0	1,996,979
Special Education - Preschool Grants	84.173	(3)	0	60,071
Career and Technical Education - Basic Grants to States	84.048	(3)	0	146,972
Twenty-first Century Community Learning Centers	84.287	(3)	0	97,780
English Language Acquisition State Grants	84.365	(3)	9,903	19,024 (8)
Supporting Effective Instruction State Grants	84.367	(3)	0	393,454
Comprehensive Literacy Development	84.371	(3)	0	87,790
Student Support and Academic Enrichment Program	84.424	(3)	0	143,523
COVID 19 - Education Stabilization Fund Program - Elementary and Secondary School Emergency Relief Fund (ESSER II)				
COVID 19 - Education Stabilization Fund Program - Elementary and Secondary School Emergency Relief Fund (ESSER II)	84.425D	(3)	0	3,250 (5)
COVID 19 - Education Stabilization Fund Program - Elementary and Secondary School Emergency Relief Fund (ESSER ARP)				
COVID 19 - Education Stabilization Fund Program - Elementary and Secondary School Emergency Relief Fund (ESSER ARP)	84.425U	(3)	0	2,175,857 (5)
Total U.S. Department of Education				<u>\$ 7,008,377</u>

(Continued)

**LAWRENCE COUNTY, TENNESSEE, AND THE LAWRENCE COUNTY SCHOOL DEPARTMENT**  
**Schedule of Expenditures of Federal Awards and State Grants (1) (2) (7) (Cont.)**

Federal/Pass-through Agency/State Grantor Program Title	Assistance Listing Number	Passed-through Entity Identifying Number		Expenditures
U.S. Department of Health and Human Services:				
Direct Programs:				
Substance Abuse and Mental Health Services Projects of Regional and National Significance	93.243	N/A	\$ 0	\$ 33,803
Drug-Free Communities Support Program Grants	93.276	N/A	0	110,230
Passed-through Tennessee Bureau of Investigation:				
Temporary Assistance for Needy Families	93.558	(3)	0	103,960 (5)
Passed-through State Department of Mental Health and Substance Abuse Services:				
Temporary Assistance for Needy Families	93.558	(3)	0	62,733 (5)
Opioid STR	93.788	(3)	0	22,474
Passed-through State Department of Human Services:				
Child Support Services	93.563	(3)	0	41,018
Block Grants for Prevention and Treatment of Substance Abuse	93.959	(3)	0	76,963 (5)
COVID 19 - Block Grants for Prevention and Treatment of Substance Abuse	93.959	(3)	0	24,631 (5)
Passed-through State Department of Health:				
Maternal and Child Health Services Block Grant to the States	93.994	GG-25-83488	0	26,083 (6)
Total U.S. Department of Health and Human Services				<u>\$ 501,895</u>
U.S. Department of Homeland Security:				
Passed-through State Department of Military:				
Homeland Security Grant Program	97.067	(3)	0	\$ 11,623
Total U.S. Department of Homeland Security				<u>\$ 11,623</u>
Total Expenditures of Federal Grants				<u>\$ 15,529,284</u>
		<u>Contract Number</u>		
Early Childhood Education - State Department of Education	N/A	(3)	\$	1,142,961
Summer Learning Camps - State Department of Education	N/A	(3)		413,118
Learning Camps Transportation - State Department of Education	N/A	(3)		97,852
Public School Security - State Department of Education	N/A	(3)		69,409
2025 State Special Education Preschool - State Department of Education	N/A	(3)		108,687
Litter Grant - State Department of Transportation	N/A	(3)		116,778
Evidence-based Jail Programming - State Department of Finance and Administration	N/A	(3)		117,561
Training Opportunities for the Public (TOP) Grant - Tennessee Secretary of State	N/A	(3)		14,029
Statewide School Resource Officer Grant - State Department of Safety and Homeland Security	N/A	(3)		976,865
Essential Equipment Purchases for Licensed Ambulance Services - State Department of Health	N/A	(3)		121,715
Substance Abuse Coalition Program - State Department of Mental Health and Substance Abuse Services	N/A	(3)		14,538
Courtroom Security Grant Program - Supreme Court of Tennessee Administrative Office of the Courts	N/A	(3)		123,208
Material Management Recycling Equipment Grant - State Department of Environment and Conservation	N/A	(3)		18,973
Law Enforcement Retention Bonus Grant - State Department of Commerce and Insurance	N/A	(3)		30,600
School Resource Officer Retention Bonus Grant - State Department of Commerce and Insurance	N/A	(3)		11,200
Innovative School Models Grant - State Department of Education	N/A	(3)		803,897
Health Department Programs - State Department of Health	N/A	GG-25-83488		481,578 (6)
Archives Development Program - Tennessee Secretary of State	N/A	(3)		1,241
Mental Health Transport Program - State Department of Finance and Administration	N/A	(3)		64,427
State Supplement Juvenile Court Improvement Funds - State Commission on Children and Youth	N/A	(3)		13,362
Total State Grants				<u>\$ 4,741,999</u>

(Continued)

**LAWRENCE COUNTY, TENNESSEE, AND THE LAWRENCE COUNTY SCHOOL DEPARTMENT**  
**Schedule of Expenditures of Federal Awards and State Grants (1) (2) (7) (Cont.)**

ALN = Assistance Listing Number  
 N/A = Not Applicable

- (1) Presented in conformity with generally accepted accounting principles using the modified accrual basis of accounting.
- (2) Lawrence County elected not to use the 10% de minimis cost rate permitted in the Uniform Guidance.
- (3) Information not available.
- (4) Child Nutrition Cluster total \$5,719,486; Special Education Cluster (IDEA) total \$2,057,050.
- (5) Total for ALN 10.555 is \$4,175,552; Total for ALN 21.027 is \$1,930,398; Total for ALN 84.425 is \$2,179,107;  
 Total for ALN 93.558 is \$166,693; Total for ALN 93.959 is \$101,594.
- (6) Total for GG-25-83488 is \$625,426.
- (7) CONSOLIDATED ADMINISTRATION  
 The following amounts were consolidated for administration purposes:

Program Title	ALN	Amount Provided to Consolidated Administration
Title I	84.010	\$ 114,251
Supporting Effective Instruction State Grant	84.367	5,815
Student Support and Academic Enrichment Program	84.424	2,659
Total amounts consolidated for administration purposes		<u>\$ 122,725</u>

- (8) SUBRECIPIENT AMOUNTS  
 The following amounts were paid to subrecipients from the English Language Acquisition Grants and the Edward Byrne Memorial Justice Assistance Grant Program:

Subrecipient	ALN	Amount Provided to Subrecipients
22nd Judicial District Drug Task Force	16.738	\$ 70,000
Giles County Schools	84.365	7,427
Fayetteville City Schools	84.365	2,476
Total amounts provided to subrecipients		<u>\$ 79,903</u>

**LAWRENCE COUNTY, TENNESSEE**  
**Summary Schedule of Prior-year Findings**  
**For the Year Ended June 30, 2025**

*Government Auditing Standards* require auditors to report the status of uncorrected findings from prior audits. In addition, OMB's Uniform Guidance requires auditees to report the status of all prior-year findings whether corrected or not. Presented below are financial statement findings along with their current status from the Annual Financial Report for Lawrence County, Tennessee, for the year ended June 30, 2025.

**Prior-year Financial Statement Findings**

Fiscal Year	Page Number	Finding Number	Title of Finding	ALN	Current Status
-------------	-------------	----------------	------------------	-----	----------------

**OFFICE OF DIRECTOR OF ACCOUNTS AND BUDGETS**

2024	200	2024-001	Deficiencies were noted in Ambulance Service collections.	N/A	Corrected
------	-----	----------	---	-----	-----------

**Prior-year Federal Awards Findings**

There were no prior-year federal award findings to report.

---

**LAWRENCE COUNTY, TENNESSEE**  
**SCHEDULE OF FINDINGS AND QUESTIONED COSTS**  
**For the Year Ended June 30, 2025**

---

**PART I, SUMMARY OF AUDITOR'S RESULTS**

**Financial Statements:**

1. Our report on the financial statements of Lawrence County is unmodified.
2. Internal Control Over Financial Reporting:
  - \* Material weakness identified? **YES**
  - \* Significant deficiency identified? **NONE REPORTED**
3. Noncompliance material to the financial statements noted? **NO**

**Federal Awards:**

4. Internal Control Over Major Federal Programs:
  - \* Material weakness identified? **NO**
  - \* Significant deficiency identified? **NONE REPORTED**
5. Type of report auditor issued on compliance for major programs. **UNMODIFIED**
6. Any audit findings disclosed that are required to be reported in accordance with 2 CFR 200.516(a)? **YES**
7. Identification of Major Federal Programs:
  - \* Assistance Listing Number: 21.027 COVID 19 - Coronavirus State and Local Fiscal Recovery Funds
  - \* Assistance Listing Number: 84.010 Title I Grants to Local Educational Agencies
  - \* Assistance Listing Numbers: 84.027 and 84.173 Special Education Cluster (IDEA): Special Education - Grants to States and Special Education - Preschool Grants
  - \* Assistance Listing Number: 84.425 COVID 19 - Education Stabilization Fund
8. Dollar threshold used to distinguish between Type A and Type B Programs. **\$750,000**
9. Auditee qualified as low-risk auditee? **NO**

## PART II, FINDINGS RELATING TO THE FINANCIAL STATEMENTS

Findings and recommendations, as a result of our audit, are presented below. We reviewed the findings and recommendations with management to provide an opportunity for their response. Written responses for the findings are paraphrased and presented following each finding and recommendation. Management's corrective action plans, whether related to the financial statements or federal awards, are presented separately in the Management's Corrective Action Plan in the Single Audit Section of this report. Findings relating specifically to the audit of federal awards, if any, are separately presented under Part III, Findings and Questioned Costs for Federal Awards.

### OFFICE OF DIRECTOR OF ACCOUNTS AND BUDGETS

*FINDING 2025-001*

#### **COMPETITIVE BIDS WERE NOT SOLICITED FOR THE PURCHASE OF INSURANCE**

(Noncompliance Under *Government Auditing Standards*)

Competitive bids were not solicited for the ambulance service's private insurance policy for general liability, property, and auto. The state attorney general has opined in Opinion No. 22-10 that insurance purchased from a private corporation would require competitive bids. Furthermore, the county's purchases were governed by the County Purchasing Law of 1957, Section 5-14-101, et seq., *Tennessee Code Annotated*, which requires competitive bids to be solicited on all purchases exceeding \$50,000. The failure to solicit competitive bids could result in the county paying more than the most competitive price. This deficiency is due to a lack of management oversight and a failure to follow state statutes.

### RECOMMENDATION

All purchases should be made in compliance with the applicable state statutes and county purchasing procedures.

### MANAGEMENT'S RESPONSE - DIRECTOR OF ACCOUNTS AND BUDGETS

The above finding addresses Lawrence County purchasing insurance from VFIS for the ambulance service. The annual premiums did exceed the \$50,000 competitive bid threshold, however; VFIS offers "agreed value" on vehicles allowing the client to set the value at which the vehicle is insured, allowing for vehicles to be insured at current replacement value instead of the depreciated value. To my knowledge, VFIS was the only insurance carrier in the State of Tennessee to allow the customer to select the insured value, making VFIS essentially a sole source vendor. Going forward, the Lawrence County Office of Accounts and Budgets will solicit competitive bids for the Ambulance Service's insurance policy prior to renewal. This change is effective immediately and bid solicitations will take place for FY 2026-2027.

---

### OFFICE OF DIRECTOR OF SCHOOLS

*FINDING 2025-002*

#### **MATERIAL AUDIT ADJUSTMENTS WERE REQUIRED FOR PROPER FINANCIAL STATEMENT PRESENTATION**

(Internal Control – Material Weakness Under *Government Auditing Standards*)

On June 30, 2025, certain general ledger account balances in the Education Capital Projects Fund were not materially correct, and audit adjustments were required for contracts payable and retainage payable totaling \$1,178,876 were required for the financial statements to be materially correct at year end. Generally accepted accounting principles require the school department to have adequate internal controls over the maintenance of its accounting records. Material audit adjustments were required because the school department's financial reporting system did not prevent, detect, or correct potential misstatements in the accounting records. It is a strong indicator of a material weakness in internal controls if the school department has ineffective controls over the maintenance of its accounting records, which are used to prepare the financial statements, including the related notes to the financial statements. These deficiencies are the result of a lack of management oversight. We presented audit adjustments to management that they approved and posted to properly present the financial statements in this report.

## RECOMMENDATION

The school department should have appropriate processes in place to ensure its general ledgers are materially correct.

## MANAGEMENT’S RESPONSE – DIRECTOR OF SCHOOLS

Lawrence County Schools acknowledges the identified audit adjustment related to the Education Capital Projects Fund. The audit adjustment reclassified \$1,178,876 from encumbrances to contracts payable and retainage payable to comply with Generally Accepted Accounting Principles (GAAP) financial statement presentation requirements. These reclassified payables were known to management and tracked within the accounting system as encumbrances. The adjustment did not result from an error in the financial activity, but rather from a year end classification entry required for GAAP presentation.

While Lawrence County Schools agrees that the GAAP presentation adjustment was necessary for proper financial statement presentation, we also believe this represents a financial statement classification matter rather than a deficiency in internal controls or a lack of management oversight. Lawrence County Schools is committed to strengthening year end review procedures to ensure that entries are identified and classified prior to the audit process.

---

FINDING 2025-003

### **AN INVESTIGATION OF THE LAWRENCE COUNTY SCHOOL DEPARTMENT DISCLOSED A DEFICIENCY**

(Noncompliance Under *Government Auditing Standards* and OMB Uniform Guidance)

On March 12, 2025, the Comptroller’s Division of Investigations issued an investigative report on the Lawrence County School Department. This report disclosed the payment of falsified mileage claims totaling \$36,473 which were submitted by a program participant in the school’s Individuals with Disabilities Education Act (IDEA) federal grant program. As a result of these falsified claims, we have questioned costs of \$36,473 in the Special Education – Grants to States (84.027) program. This report is available at [www.comptroller.tn.gov/ia](http://www.comptroller.tn.gov/ia).

## MANAGEMENT’S RESPONSE – DIRECTOR OF SCHOOLS

Lawrence County Schools agrees with this finding. The school district initiated the investigation upon identifying concerns related to mileage reimbursement claims and promptly reported the matter to the Comptroller's Division of Investigations. The school district acted under the guidance of the District Attorney's Office, which advised the district to continue issuing mileage reimbursement payments to the individual during the course of the investigation. The continuation of mileage reimbursement payments during the ongoing investigation was in accordance with legal guidance and not the result of a disregard for internal controls. The district has taken the appropriate corrective actions and continues to follow procedures to ensure that mileage reimbursement claims are properly monitored and reviewed for accuracy in order to be in compliance with OMB Uniform Guidance.

## PART III, FINDINGS AND QUESTIONED COSTS FOR FEDERAL AWARDS

Findings and recommendations, as a result of our audit of federal awards of Lawrence County, Tennessee, for the year ended June 30, 2025, are presented below. Our audit followed audit requirements of Title 2 U.S. *Code of Federal Regulations* Part 200, *Uniform Administrative Requirements, Cost Principles, and Audit Requirements for Federal Awards* (Uniform Guidance).

We reviewed these findings and recommendations with federal program management to provide an opportunity for their response. Responses and/or corrective action plans for all findings, whether related to the financial statements or federal awards, are presented separately in the Management's Corrective Action Plan section of this report.

Findings relating specifically to the audit of the financial statements of Lawrence County, Tennessee, are separately presented under Part II, Findings Relating to the Financial Statements.

FINDING 2025-004

### **AN INVESTIGATION OF THE LAWRENCE COUNTY SCHOOL DEPARTMENT DISCLOSED A DEFICIENCY**

(Noncompliance Under *Government Auditing Standards* and OMB Uniform Guidance)

Entity	Lawrence County, Tennessee – School Department
Repeat Finding Number	N/A
Assistance Listing Number(s)	84.027
Assistance Listing Title(s)	Special Education – Grants to States
Federal Agency	Department of Education
State Pass-Through Agency	Department of Education
Grant/Contract No(s).	N/A
Federal Award Year(s)	2023-2024
Finding Type	Noncompliance – 84.027
Compliance Requirement	A. Allowable Costs
Known Questioned Costs	\$36,473

On March 12, 2025, the Comptroller's Division of Investigations issued an investigative report on the Lawrence County School Department. This report disclosed the payment of falsified mileage claims totaling \$36,473 which were submitted by a program participant in the school's Individuals with Disabilities Education Act (IDEA) federal grant program. As a result of these falsified claims, we have questioned costs of \$36,473 in the Special Education – Grants to States (84.027) program. This report is available at [www.comptroller.tn.gov/ia](http://www.comptroller.tn.gov/ia).

### **RECOMMENDATION**

The school department should have appropriate processes in place to ensure mileage claims are monitored and reviewed for accuracy.

### **MANAGEMENT'S RESPONSE – DIRECTOR OF SCHOOLS**

Lawrence County Schools agrees with this finding. The school district initiated the investigation upon identifying concerns related to mileage reimbursement claims and promptly reported the matter to the Comptroller's Division of Investigations. The school district acted under the guidance of the District Attorney's Office, which advised the district to continue issuing mileage reimbursement payments to the individual during the course of the investigation. The continuation of mileage reimbursement payments during the ongoing investigation was in accordance with legal guidance and not the result of a disregard for internal controls. The district has taken the appropriate corrective actions and continues to follow procedures to ensure that mileage reimbursement claims are properly monitored and reviewed for accuracy in order to be in compliance with OMB Uniform Guidance.

**LAWRENCE COUNTY, TENNESSEE  
MANAGEMENT'S CORRECTIVE ACTION PLAN  
For the Year Ended June 30, 2025**

We reviewed the financial statement and federal award findings and recommendations with management to provide an opportunity for their response as required by the auditee requirements within Title 2 U.S. *Code of Federal Regulations* Part 200, *Uniform Administrative Requirements, Cost Principles, and Audit Requirements for Federal Awards* (Uniform Guidance). Management’s corrective action plans for all financial statement findings and federal award findings are presented in this section and have been indexed below. The corrective action plans were prepared by management and have been presented as they were submitted.

Finding Number	Title of Finding	Corrective Action Plan Page Number
-------------------	------------------	---------------------------------------

**OFFICE OF DIRECTOR OF ACCOUNTS AND BUDGETS**

2025-001	Competitive bids were not solicited for the purchase of insurance.	230
----------	--	-----

**OFFICE OF DIRECTOR OF SCHOOLS**

2025-002	Material audit adjustments were required for proper financial statement presentation.	231
2025-003 & 2025-004	An investigation of the Lawrence County School Department disclosed a deficiency.	232



**Lawrence County Government**  
Office of Accounts & Budgets  
700 Mahr Avenue  
Lawrenceburg, TN 38464

---

**FINDING**

**COMPETITIVE BIDS WERE NOT SOLICITED FOR THE PURCHASE OF INSURANCE**  
(Noncompliance Under *Government Auditing Standards*)

**Response and Corrective Action Plan Prepared by:**  
Brandi Williams, Director of Accounts and Budgets

**Person Responsible for Implementing the Corrective Action:**  
Brandi Williams, Director of Accounts and Budgets

**Anticipated Completion Date of Corrective Action:**  
Effective Immediately

**Repeat Finding:**  
NO

**Planned Corrective Action:**

Lawrence County will solicit competitive bids for all purchases exceeding \$50,000, including, but not limited to, the purchase of insurance, to remain in compliance with TCA 5-14-101. This change is effective immediately and bids will be solicited for upcoming FY 2026-2027.

Signature:

Brandi Williams

LAWRENCE COUNTY  
SCHOOL  SYSTEM

Michael Adkins, Ed. S., Director of Schools  
1620 Springer Road • Lawrenceburg, TN 38464  
931-762-3581

*Corrective Action Plan*

**FINDING: MATERIAL AUDIT ADJUSTMENTS WERE REQUIRED FOR PROPER FINANCIAL STATEMENT PRESENTATION**


**Response and Corrective Action Plan Prepared by:**  
Jessica Eledge

**Person Responsible for Implementing the Corrective Action:**  
Jessica Eledge

**Anticipated Completion Date of Corrective Action:**  
Fiscal year end June 30, 2026

**Repeat Finding:**  
NO

**Planned Corrective Action:**  
Lawrence County Schools will strengthen the year end closing procedures to the Education Capital Projects fund to ensure compliance with Generally Accepted Accounting Principles financial statement presentation requirements, including a review of outstanding encumbrances to determine if any reclassification is required prior to financial statement presentation.

Signature: 

LAWRENCE COUNTY  
SCHOOL  SYSTEM

Michael Adkins, Ed. S., Director of Schools  
1620 Springer Road • Lawrenceburg, TN 38464  
931-762-3581

*Corrective Action Plan*

**FINDING:** AN INVESTIGATION OF THE LAWRENCE COUNTY SCHOOL DEPARTMENT DISCLOSED A DEFICIENCY IN INTERNAL CONTROLS


**Response and Corrective Action Plan Prepared by:**  
Jessica Eledge

**Person Responsible for Implementing the Corrective Action:**  
Melody Yeager, Whitney Moore

**Anticipated Completion Date of Corrective Action:**  
Immediately

**Repeat Finding:**  
NO

**Planned Corrective Action:**  
Lawrence County Schools has taken the appropriate corrective actions and continues to follow procedures for mileage reimbursement. These procedures include documentation requirements, verification of mileage calculations, and reviewed for accuracy by LCSS personnel.

Signature: 

## **BEST PRACTICE**

Accounting literature describes a best practice as a recommended policy, procedure, or technique that aids management in improving financial performance. Historically, a best practice has consistently shown superior results over conventional methods.

The Division of Local Government Audit strongly believes that the item noted below is a best practice that should be adopted by the governing body as a means of significantly improving accountability and the quality of services provided to the citizens of Lawrence County.

### **LAWRENCE COUNTY SHOULD ADOPT A CENTRAL SYSTEM OF ACCOUNTING, BUDGETING, AND PURCHASING**

Lawrence County does not have a central system of accounting, budgeting, and purchasing. Sound business practices dictate that establishing a central system would significantly improve internal controls over the accounting, budgeting, and purchasing processes. The absence of a central system of accounting, budgeting, and purchasing has been a management decision by the county commission resulting in decentralization and some duplication of effort. The Division of Local Government Audit strongly believes that the adoption of a central system of accounting, budgeting, and purchasing is a best practice that would significantly improve accountability and the quality of services provided to the citizens of Lawrence County. Therefore, we recommend the adoption of the County Financial Management System of 1981 or a private act, which would provide for a central system of accounting, budgeting, and purchasing covering all county departments.